



Energy
Transport
Environment
Social
Private Sector
Development
Energy
Efficiency

Monitoring Report November 2016

Contents

Executive summary	2
Introduction	3
Overview of the WBIF portfolio.....	4
Status of the Joint Grant Facility.....	11
Status of the Joint Lending Facility	15
Annexes: WBIF grants and supported projects	21
Acronyms and abbreviations	44

Legal notice

This publication has been produced with the assistance of the European Union. The contents of this publication are the sole responsibility of Mott MacDonald IFICO Consortium and can in no way be taken to reflect the views of the European Union.

Copyright notice

© European Union, 2016

Reproduction is authorised, provided that the source is acknowledged

Executive summary

The report examines the composition of the WBIF pipeline and the progress achieved in the implementation of grants approved by the Joint Grant Facility and towards financing planned investment projects.

Over a period of eight years and through fifteen rounds of approvals for technical assistance and one for investment co-co-financing, the WBIF has developed a mature pipeline of 136 projects of approximately €13.5 billion total investments in the energy, transport, environment, social and private sector development sectors in seven beneficiary countries¹.

In its effort to develop, operate and maintain the pipeline, the Steering Committee has approved a total of 235 grants, worth around €516.5 million, for project preparation, implementation and co-financing of investments for which financial support has been provided, with a few exceptions, by an International Financial Institution (IFI).

Net of cancellations, the WBIF pipeline currently holds a total of 212 active or completed grants with a total value of €494.7 million. Primarily focussed on technical assistance (167 grants; €167 million) and investment grants (25 grants; €237 million total value), the WBIF has provided financing also in the form of sector development studies (10 grants; €9.3 million), interest rate subsidies (6 grants; €18.7 million) and financing facilities (4 grants; €62.7 million).

In terms of the number of grants allocated per sector, there is a balanced distribution of grants between the four infrastructure sectors. By value, the majority of funds support projects from the transport (60 grants; €174 million), energy (53 grants; €137 million) and environment (54 grants; €95.2 million) sectors, followed by projects from the social sector (41 grants; €48 million) and for private sector development (4 grants; €40.5 million). A marked difference in the distribution of the volume of grants per sector has been brought by the approval of the first eight Connectivity investment grants. There is also a fairly well balanced distribution of grants between the beneficiaries, with a slightly larger share benefitting smaller and less developed countries.

The progress achieved in the implementation of grants is satisfactory. A total of 95 grants have reached financial close, 3 have been held up for different reasons and 23 (€21.8 million) grants have been cancelled. The cancellations combined with the fact that a significant part of the grants approved in recent rounds support existing WBIF projects have meant that that pipeline has not grown significantly in the last period.

Loan agreements have been signed for 74 projects (92 loan agreements; €4.9 billion) and 58 of these have progressed to tendering or implementation/construction.

¹ Albania, Bosnia and Herzegovina, Croatia, the former Yugoslav Republic of Macedonia, Montenegro, Serbia and Kosovo.

Introduction

Since its establishment in 2008², the Western Balkans Investment Framework (WBIF) has primarily aimed at addressing the infrastructure investment needs in the Western Balkans region and at supporting the EU accession process of the Beneficiaries (Albania, Bosnia and Herzegovina, Croatia³, the former Yugoslav Republic of Macedonia, Montenegro, Serbia and Kosovo). It has two main objectives:

- pooling of grants, loans, other forms of financing, contributions and expertise from the EC, the CEB, the EBRD, the EIB, the KfW Development Bank, the World Bank Group and bilateral donors to prepare and/or finance priority investment projects in the beneficiary countries and to support general sector studies and capacity building operations that assist investment in the region;
- increase coherence and synergies among donors and lenders in order to enhance the impact and visibility of investments in the Western Balkans. It also encourages upstream and downstream cooperation and coordination among all project supporters concerned.

The purpose of this 6-month Monitoring Report is to provide an overview of the WBIF pipeline to the members of the Project Financiers' Group (PFG) and to the Steering Committee (SC). The report is designed to offer an executive overview of the status of grants in the pipeline and to report on how the pipeline is developing in terms of its target objectives.

Following a short overview of the composition of the pipeline (Chapter 2), the report addresses the status of project preparation and the use of grants approved (Chapter 3) and the progress towards financing the projects (Chapter 4). Detailed information on all 235 approved grants is presented in the Annexes 1-5 of the report.

The report is based on the data available in the WBIF Management Information System (MIS).

² Building on existing EC and IFI initiatives, the European Bank for Reconstruction and Development (EBRD), the European Investment Bank (EIB), the European Commission (EC) and the Council of Europe Development Bank (CEB) agreed to establish, as partner organisations, the Western Balkans Investment Framework in February 2008.

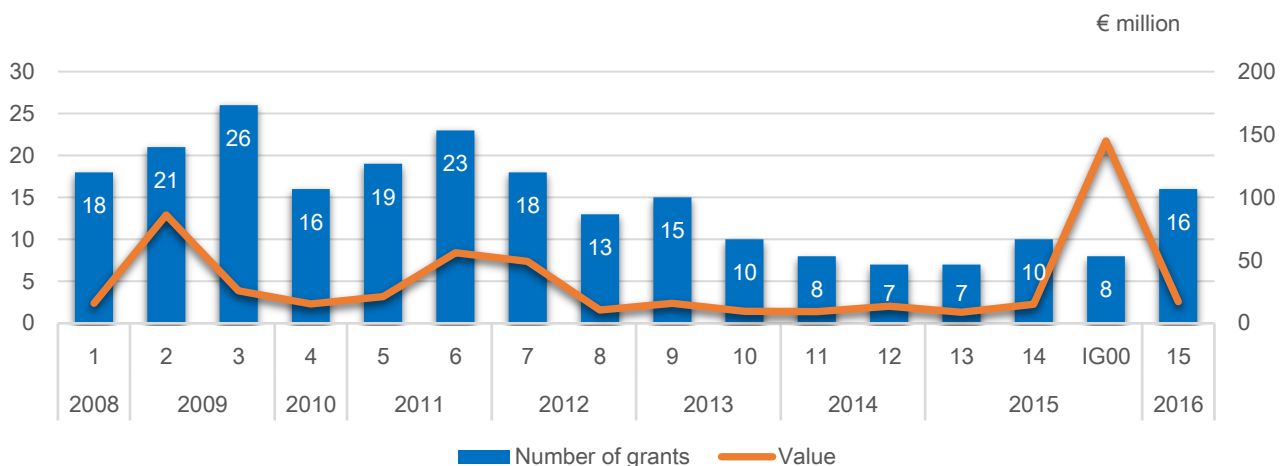
³ Until July 2013 when it became a Member State.

Overview of the WBIF pipeline

The existing pipeline has been developed via fifteen rounds of grants for technical assistance and one Connectivity-dedicated round for co-financing approved to finance project preparation activities, investment grants and incentives to financial intermediaries over eight years. Since 2014, the WBIF's activities have been expanded by channelling through it the infrastructure financing allocation of the IPA II multi-country envelope. The increase in activity primarily relates to investment grants in support of the Connectivity Agenda embedded in the Berlin process. The first 8 transport and energy projects for co-financing have been approved at the 13th WBIF Steering Committee meeting (December 2015) with a total IPA II contribution of €144.9 million.

Overall, the WBIF has awarded a cumulative total of 235 grants for a total value of €516.5 million to finance 165 projects worth €16.1 billion investments, with a grant to project ratio of 1.42 as in some cases several grants have been made to the same project.

Figure 2.1: WBIF grants approved per round



The grants have been awarded to seven beneficiaries in the Western Balkans - Albania, Bosnia and Herzegovina, Croatia⁴, the former Yugoslav Republic of Macedonia, Montenegro, Serbia and Kosovo - to finance projects from five eligible sectors: energy, environment, social, transport and private sector development.

⁴ Member State as of July 2013.

Out of the total approved grants, 23 grants (€21.8 million in total) have been cancelled on account of poor or non-performance and led to the annulment of twenty-two projects, and other 10 grants have been allocated to seven projects which have not materialized due to specific reasons, such as change in beneficiary's priorities or institutional set-up, failure to secure loans or signing of loans outside the framework, delays in the issuing of permits or completion of necessary studies by the beneficiary, etc. As a result, the current pipeline consists of 212 active or completed grants, with a total value of €494.7 million, that finance 136 projects worth €13.5 billion investments, with an overall grant to project ratio of 1.56.

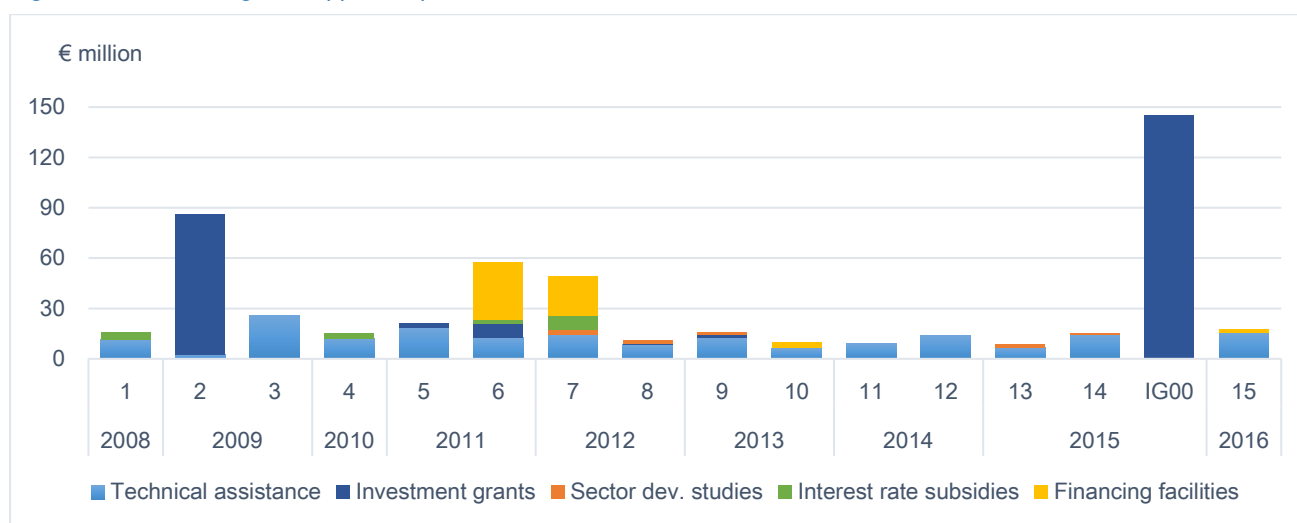
Distribution by round

The fifteen rounds have witnessed a constant demand for grants, which has resulted in an average of 19 grants approved in the rounds 1 to 9, which then dropped to 8 grants in rounds 10 to 14 and increased to 16 grants in round 15 due to the lifting of restrictive eligibility criteria in this latest round. In addition, 8 grants for co-financing of investment projects were approved in December 2015 (IG00). The decrease in the number of grants approved has been mainly determined by an increase in quality requirements in correlation with eligibility criteria that favour high impact projects, the constraints imposed by a limited fiscal space for bankable projects in the beneficiary countries and the withdrawn of Croatia from the framework after its accession to the EU in July 2013.

As shown in Figure 2.2, the total value of the grants approved in each round has varied substantially, highlighting fluctuations from around €87 million to about €6.3 million and then €144.9 million. The Municipal Window investment grants (round 2), the grants allocated for setting up and running the WB EDIF and REEP financing facilities (rounds 6 and 7 respectively) and the 2015 co-financing grants (IG00) have contributed substantially or in full to these rounds.

The average amount approved for technical assistance is €1 million (188 grants) whilst for investment grants it is €9 million (27 grants).

Figure 2.2: Value of grants approved per round



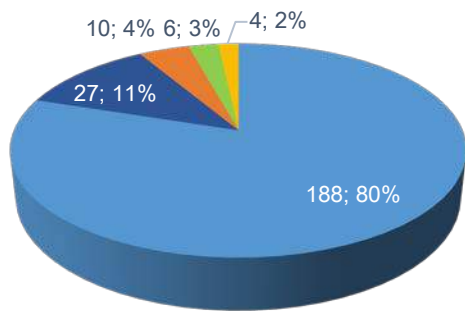
Distribution by type of grants

The types of grant approved to date include technical assistance (188 grants; €184.8 million), investment grants (27 grants; €241 million), sector development studies (10 grants; €9.3 million), interest rate subsidies (6 grants; €18.7 million) and financial support for setting-up and running the WB EDIF, REEP and REEP Plus financing facilities (4 grants; €62.7 million).

Two investment grants (€4 million) and twenty-one grants for technical assistance (€17.8 million) have been cancelled, resulting in a total of 25 (€237 million) and 167 (€167 million) active or completed grants respectively for co-financing of investments and for technical assistance during project preparation or implementation.

Figure 2.3: Number of grants by type

a) approved



b) excluding cancellations

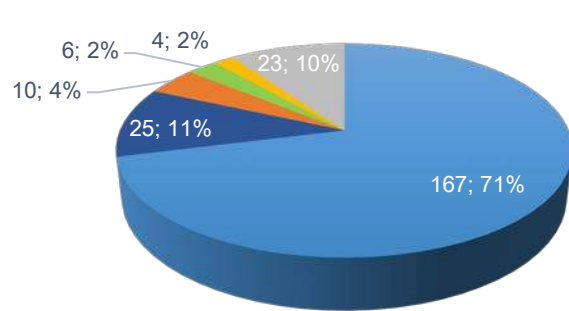
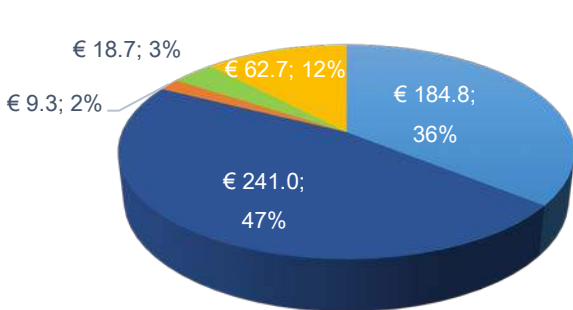
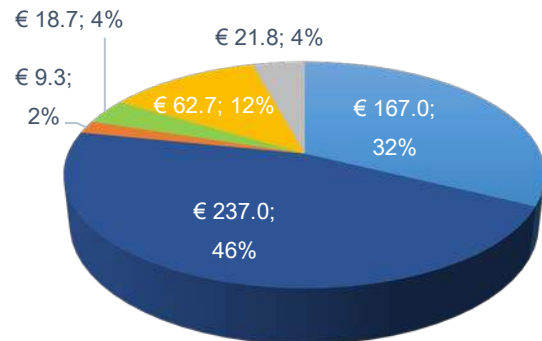


Figure 2.4: Value of grants by type

a) approved



b) excluding cancellations



The distribution of the current pipeline by form of support and sector is summarized in Table 2.1, where the sector development studies are totalled as part of the grants for technical assistance (TA).

Table 2.1: Grants approved by type of grant and sector

Type of grants	Energy		Environment		Social		Transport		Private sector development		Total	
	€ million	n°	€ million	n°	€ million	n°	€ million	n°	€ million	n°	€ million	n°
EU TA (IPF)	25.8	32	26.4	34	22.3	26	37.9	34	-	-	112.4	126
IFI TA	18.2	21	13.0	14	11.3	11	36.2	24	3	2	81.7	72
Investment grants	75.6	7	57.1	11	6.0	3	102.3	6	-	-	241	27
Interest rate subsidies	2.5	1	2.5	1	13.7	4	-	-	-	-	18.7	6
WB EDIF	-	-	-	-	-	-	-	-	37.5	2	37.5	2
REEP, REEP	25.2	2	-	-	-	-	-	-	-	-	25.2	2
Plus												
Total	147.3	63	99.0	60	53.3	44	176.4	64	40.5	4	516.5	235
Cancellations	10.3	10	3.8	6	5.3	3	2.4	4	-	-	21.8	23
TOTAL	137	53	95.2	54	48	41	174	60	40.5	4	494.7	212

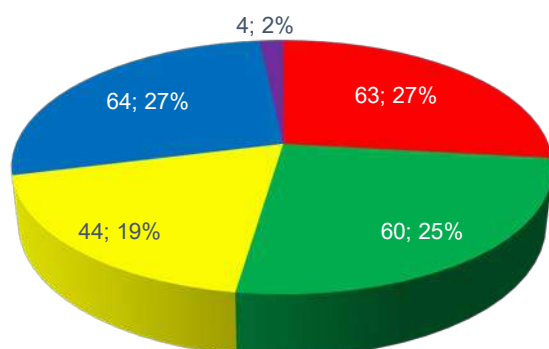
Distribution by sector

The breakdown of the portfolio per sector shows a relatively balanced distribution of the number of grants among the key sectors, even if to some extent larger in terms of the volume allocated to the transport, energy and environment sectors. This is partly due to the investment grants approved in 2008 for the environment sector under the Municipal Window (around €55 million) and to the Connectivity co-financing grants approved in 2015 to support projects from the transport and energy sectors (€57.6 million and 87.3 million respectively).

The social sector also shows significant activity in terms of number of grants, but its share in the distribution by value is lower as a result of the reduced number of investment grants it has received. The reverse situation is obvious in the case of the private development sector due to the WB EDIF grant.

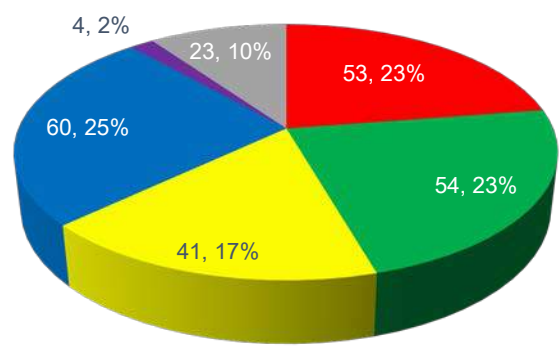
Figure 2.5: Number of grants by sector

a) approved



■ Energy ■ Environment
 ■ Social ■ Transport
 ■ Private sector dev.

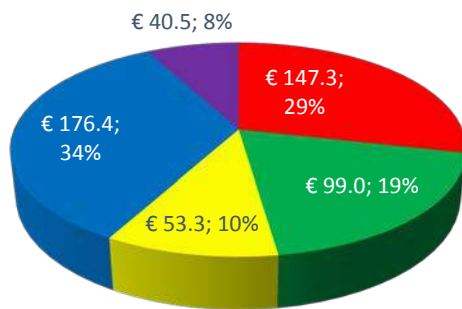
b) excluding cancellations



■ Energy ■ Environment
 ■ Social ■ Transport
 ■ Private sector dev. ■ Cancellations

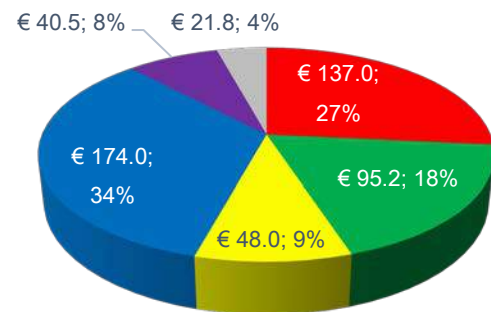
Figure 2.6: Value of grants by sector

a) approved



■ Energy ■ Environment
 ■ Social ■ Transport
 ■ Private sector dev.

b) excluding cancellations



■ Energy ■ Environment
 ■ Social ■ Transport
 ■ Private sector dev. ■ Cancellations

A net⁵ total of 53 grants for a value of €137 million have been allocated to the energy sector, making it the second most active by value. The grants support both electricity and gas transmission as well as renewable energy projects. Although energy efficiency has received a limited number of grants, the funding volume is significant due to the contributions to REEP (€23.4 million) and REEP Plus (€1.8 million).

The transport sector totals 60 active or completed grants and €174 million, being the largest sector of activity by value. The grants have been allocated to provide technical assistance for preparation/implementation of projects and co-finance investments. The activities are evenly split between the road and rail sub-sectors and have targeted the SEETO networks and the extension of the TEN-T corridors in the region. A small number of grants have been provided also to local/feeder roads and urban transport projects and one for updating the REBIS study.

In total, the environment sector has benefitted of 54 active or completed grants with an overall value of €95.2 million, out of which approx. €50 million are investment grants allocated to municipal water and wastewater projects in 2009. The majority of grants finance municipal infrastructure (water and wastewater, solid waste management), followed by grants to projects for flood protection and water resources management.

A total of 41 grants (€48 million), net of cancellations, have been allocated to the social sector, out of which 3 grants (€6 million in total) are investment grants. The activities focus on constructions in the education, health, housing and judiciary sub-sectors, as well as sector specific reforms and/or finance.

The private sector development was introduced as a sector in 2011 and has received 4 grants so far, although its total value (€40.5 million) makes it a significant contributor to the WBIF's activities. The grants are represented by two grants allocated to the WB EDIF facility (€37.5 million) and two grants for strengthening the PPP capacity in the region.

⁵ Active or completed grants.

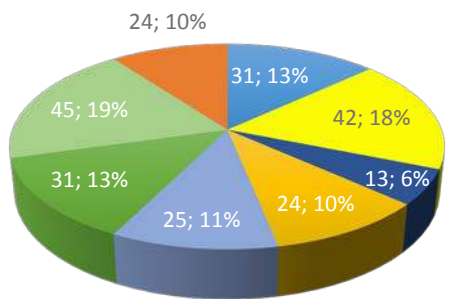
Distribution by beneficiary

The breakdown of grants per beneficiary shows a greater weight of smaller and less developed countries. By volume, Bosnia and Herzegovina (€90.5 million; 37 grants), Kosovo (€82.8 million; 24 grants) and Montenegro (€70.5 million; 28 grants) have the highest shares, followed by Albania (€61.2 million; 27 grants), Serbia (€53.7 million; 41 grants) and the former Yugoslav Republic of Macedonia (€41 million; 25 grants). The regional grants have a disproportionate weight in the distribution of value, €87.5 million through 23 active or completed grants, which is largely explained by the large volume of funding allocated to WB WDIF, REEP and REEP Plus.

The seven beneficiaries initially included two countries with candidate status (Croatia and the former Yugoslav Republic of Macedonia), which received significantly fewer grants as they did not qualify for IPA financing under WBIF for the transport and environment sectors. Kosovo has also benefited of a smaller number of grants since only one of the WBIF IFIs was active in the country up to 2011, when the World Bank was mandated to be a Lead IFI and was subsequently followed by the EBRD (in 2012) and the EIB (in 2013).

Figure 2.7: Number of grants per beneficiary

a) approved



b) excluding cancellations


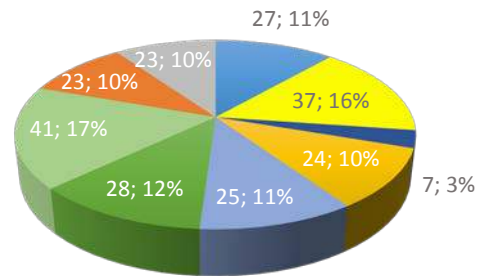
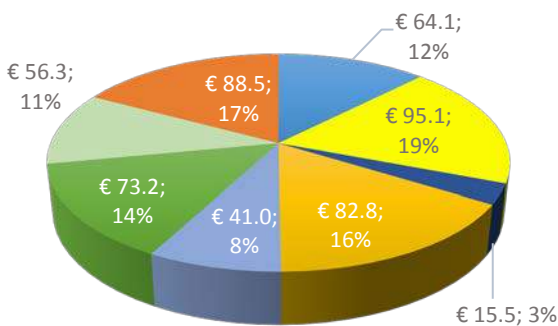


Figure 2.8: Value of grants per beneficiary

a) approved



b) excluding cancellations


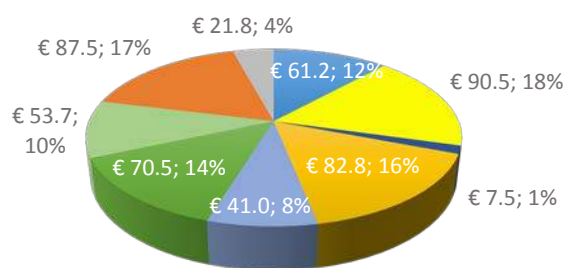


Figure 2.9: Value of grants per beneficiary by grant type (excl. cancellations)

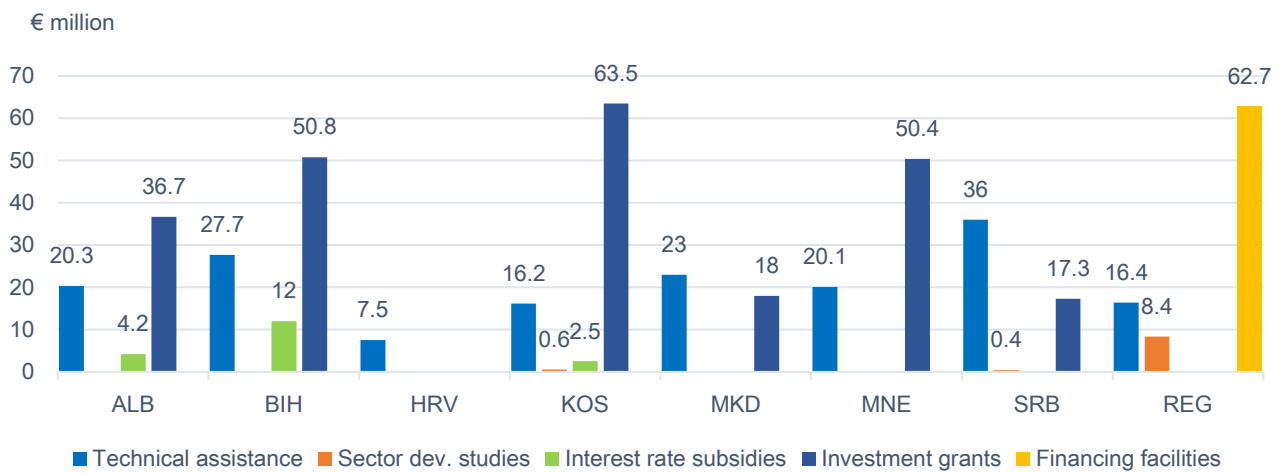
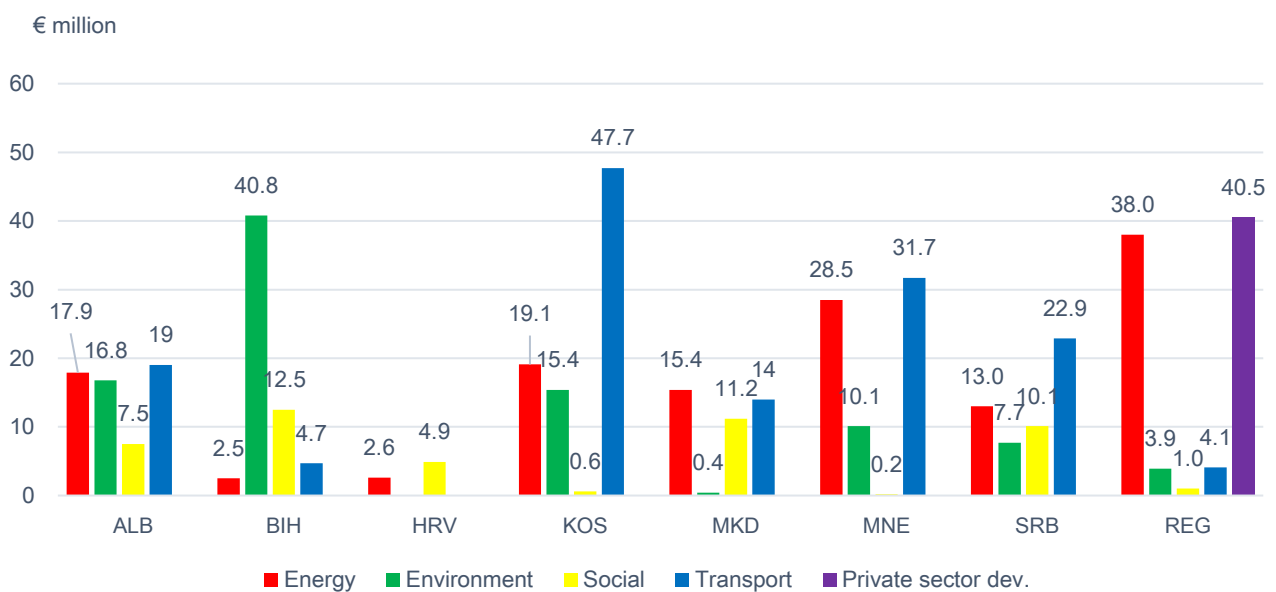


Figure 2.10: Value of grants per beneficiary by sector (excl. cancellations)



Status of the Joint Grant Facility

The distribution according to the different types of grant that have been approved by the WBIF is shown in the table below.

Table 3.1: Distribution of grants in the Joint Grant Facility

		Technical assistance	Sector dev. studies	Interest rate subsidies	Investment grants	Investment facilities	Total
N° of grants		188	10	6	27	4	235
Value of grants		184.8	9.3	18.7	241.0	62.7	516.5
Cancellations	N°	21	-	-	2	-	23
	Value	17.8	-	-	4.0	-	22.3
Total	N°	167	10	6	25	4	212
	Value	167	9.3	18.7	237	62.7	494.7

Progress of approved grants

A total of 95 grants have been completed. The implementation of the grants allocated in the first eight rounds is well advanced; while all the technical assistance grants approved in round 2 have been completed, only 5 of the 12 investment grants allocated under the Municipal Window have been finalised. The majority of the grants from rounds 6 to 11 are under execution (50 out of 75) and 24 grants have been completed. Those from rounds 11 to 15 are progressing through scoping and preparation of terms of reference and 16 grants are under execution.

Based on the information available in the MIS all active grants have been assessed against the established criteria for cancellation. According to *"Monitoring the WBIF pipeline of projects in close cooperation with Lead Financial Institutions"*, a WBIF grant is eligible for cancellation when any of the following is applicable:

- the preparation of the Terms of Reference for the Action has not started within one year of the approval of the grant by the Steering Committee;
- the implementation of the Action has not started within two years of the approval of the grant by the Steering Committee;
- the Action has not been completed by the end date indicated in the grant application, or within four years of the approval of the grant by the Steering Committee.

The "current stage" of grants which fall under one of the above criteria are highlighted in grey in the Annex 1 of this report.

Technical assistance

The WBIF has approved a total of 188 grants for project preparation (TA grants), of which 21 have been cancelled and 167 are now active or completed (Annex 1). By net value, the TA grants represent the second largest type of support provided by the WBIF, with a total of €167 million. In addition, four of the investment grants and all the grants for interest rate subsidies (IRS) include a project preparation component.

The overall progress achieved in the implementation of the TA grants approved in each round is summarised in Table 4.1. To date, 86 grants (49%) have been completed, 99 grants (56%) support projects for which loan agreements have been signed and 84 grants (47%) finance projects that are under tendering or under implementation.

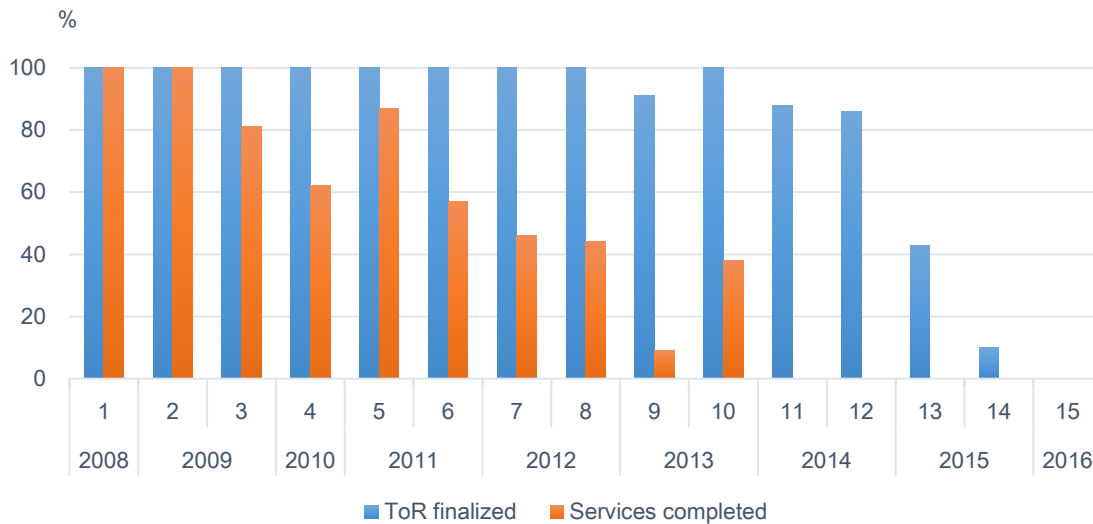
Regarding the timescale required for project development under WBIF, the transition from grant award for a feasibility study to loan signature, with the intermediate stages of design, loan ratification and tendering, takes a minimum of three years. Considering that the majority of TA studies approved have been for feasibility studies, for most grants there is a time lag of at least three years after approval before they mature into signed loans and reach construction stage.

Table 4.1: Status of the technical assistance grants (incl. sector development studies)

Year	Round	TA grants approved	TA grants cancelled	TA grants excl. cancellations	ToR finalized	Services completed	Loan agreement signed	Tendering / Construction
2008	1	17	0	17	17 (100%)	17 (100%)	12 (71%)	12 (67%)
2009	2	9	0	9	9 (100%)	9 (100%)	4 (44%)	6 (67%)
	3	26	5	21	21 (100%)	17 (81%)	17 (81%)	14 (67%)
2010	4	15	2	13	13 (100%)	8 (62%)	10 (77%)	6 (46%)
2011	5	18	3	15	15 (100%)	13 (87%)	8 (53%)	6 (40%)
	6	17	3	14	14 (100%)	8 (57%)	7 (50%)	7 (50%)
2012	7	14	1	13	13 (100%)	6 (46%)	8 (62%)	8 (62%)
	8	12	3	9	9 (100%)	4 (44%)	5 (56%)	5 (56%)
2013	9	14	3	11	10 (91%)	1 (9%)	5 (45%)	4 (36%)
	10	9	1	8	8 (100%)	3 (38%)	2 (25%)	2 (25%)
2014	11	8	0	8	7 (88%)	0	4 (50%)	4 (50%)
	12	7	0	7	6 (86%)	0	5 (71%)	3 (43%)
2015	13	7	0	7	3 (43%)	0	2 (29%)	1 (14%)
	14	10	0	10	1 (10%)	0	4 (40%)	1 (10%)
2016	15	15	0	15	0	0	6 (40%)	5 (33%)
Total		198	21	177	146 (82%)	86 (49%)	99 (56%)	84 (47%)

The state of play in the preparation of Terms of Reference and completion of TA services is shown in the following diagram.

Figure 3.1: Progress achieved in the implementation of TA grants



Sector development studies

The TA grants include 10 (€9.3 million) sector development studies or are grants with a significant sector development component (Annex 2), of which three have been completed (€2.0 million cumulative value), five are under implementation and two, approved in rounds 13 and 14 respectively, are under preparation. The World Bank is in charge of the implementation of seven sector development studies, the EIB is responsible for two grants for strengthening the PPP capacity in the region, and the KfW for one grant for technical assistance in setting up the main functions of the regional initiative for security in energy transmission (South East European Regional Security Coordination Initiative).

Interest rate subsidies

Six grants have been allocated for interest rate subsidies of a total value of €18.7 million (Annex 3), of which four are led by the CEB, one by the EIB and one by the KfW. To date, three grants (€10 million cumulative value) have been completed and three are under execution.

Investment grants

A total of 27 investment grants (€241 million) have been approved under WBIF, the largest type of support provided in terms of value (Annex 4). These include twelve Municipal Window grants (€84.5 million) approved in 2009, seven grants (€12.4 million) allocated in rounds 5, 6, 8 and 9 and eight Connectivity related grants (€144.9 million) approved in 2015.

Two grants approved in rounds 5 and 9 respectively have been cancelled (€4.0 million in total), and the net volume of investment grants currently totals €237 million (25 grants).

Regarding their implementation stage, six grants have been finalized and twelve grants are under execution. All the Connectivity co-financing grants have now financing agreements signed, one has works contract signed and four are making progress towards signing works contracts.

Financing facilities

Two investment facilities have been put in place under the WBIF: the Western Balkans Enterprise Development and Innovation Facility ([WB EDIF](#)) in December 2011 (€37.5 million in total), which promotes private sector development and facilitates access to finance for SMEs, and the Regional Energy Efficiency Programme ([REEP](#)) for the Western Balkans in June 2012 (€23.35 million grant), an integrated package mixing policy support, direct finance and intermediated finance aimed at supporting the creation of a sustainable market for energy efficiency in the region.

In June 2016, WBIF also approved a grant of €1.8 million to finance REEP Plus, a new intermediated residential energy efficiency (EE) component under Window 2 of REEP. REEP Plus is expected to facilitate 140 million of residential EE investment (Annex 5).

Status of the Joint Lending Facility

The investment projects supported by WBIF grants have made good progress towards implementation, with 95 (45%) grants reaching financial close, 58 (43%) projects under tendering or implementation and 11 projects completed.

Loan agreements have been signed for 74 projects and their value has growth to €4.9 billion, showing slow but steady progress since 2010 in a context of limited fiscal space throughout the region. The development of the number of projects on which loans have been signed and those reaching the implementation/construction stage is illustrated in Figure 4.2. A full list of the signed loans per sector is provided in Table 4.2 at the end of this chapter.

Figure 4.1: Value of signed loans

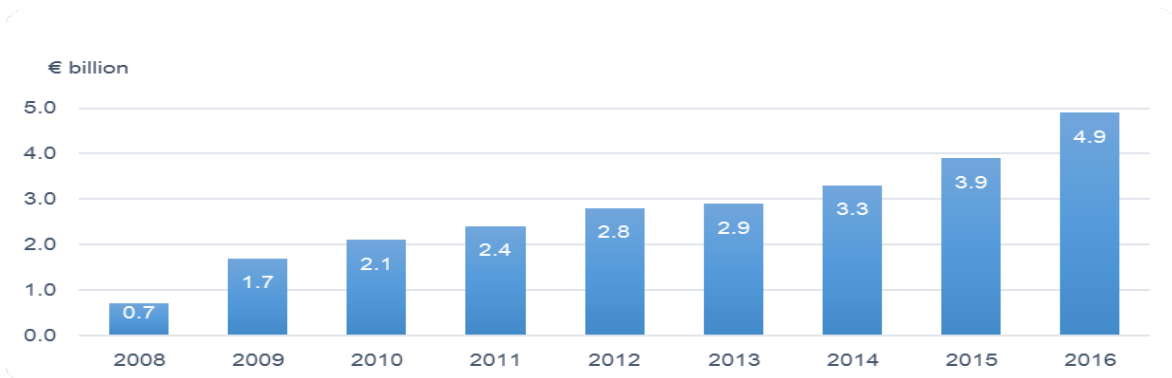
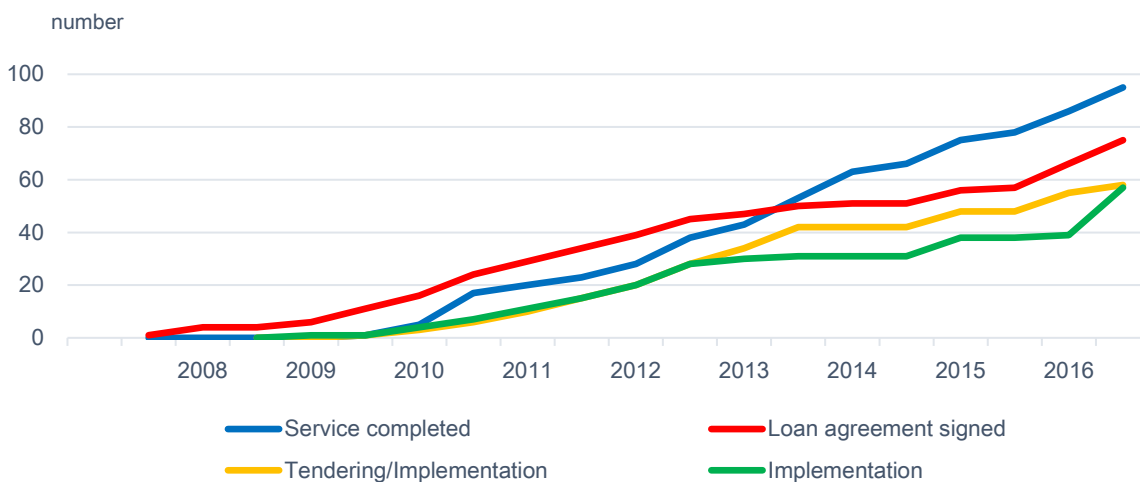


Figure 4.2: Status of the WBIF pipeline



The breakdown of the WBIF pipeline by sector with estimates of the overall investment, the loans forecast for signature and signed loans is provided in the table below. The signed loans mostly cover the transport sector (50%) due to financing of major regional projects on SEETO and TEN-T Core corridors for which loans had already been signed or were close to signature at the approval of the grants, followed by and the social sector (24%). Loans to the energy sector have reached 14%, with a marked increase in the last years, and their share should grow significantly over the next period due to high impact projects approved for financing that are reaching the end of the preparation stage and to the co-financing of Connectivity projects. Signed loans to the environment sector currently represent 11% of total.

Table 4.1: Summary of loan status per sector (excl. cancellations)

Sector	Grants (number)	Total estimated investments (€ billion)	Estimated loans (€ billion)	Signed loans (€ billion)	Potential loans (€ billion)	Signed loans to estimated loans ratio (%)
Energy	53 (25%)	3.1 (23%)	2.3 (26%)	0.7 (14%)	1.6 (40%)	31
Environment	54 (25%)	1.3 (9%)	0.7 (8%)	0.5 (11%)	0.2 (5%)	74
Social	41 (19%)	3.3 (25%)	1.9 (21%)	1.2 (24%)	0.7 (18%)	62
Transport	60 (28%)	5.6 (42%)	3.9 (44%)	2.5 (50%)	1.4 (35%)	64
Private sector dev.	4 (2%)	0.2 (1%)	0.1 (1%)	0.0 (1%)	0.1 (2%)	29
Total	212 (100%)	13.5 (100%)	8.9 (100%)	4.9 (100%)	4.0 (100%)	55%

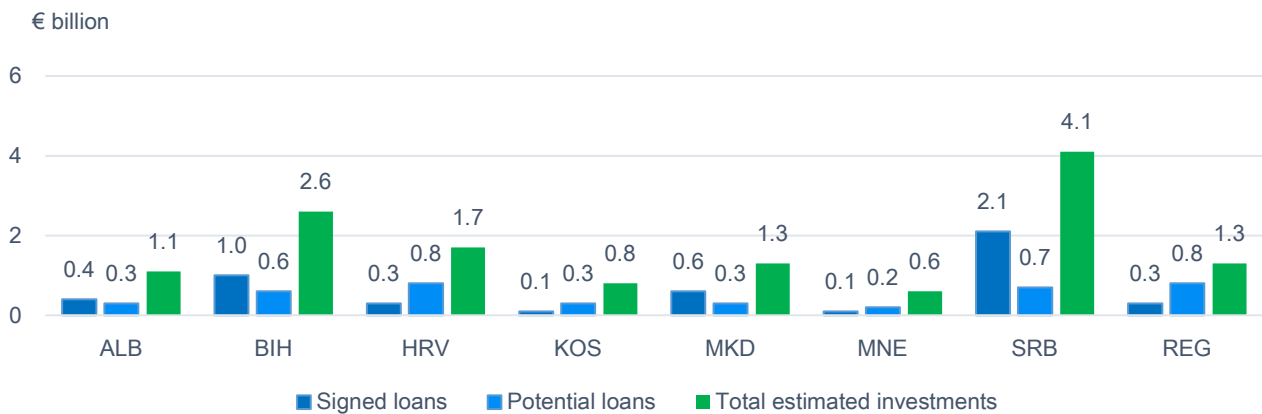
The total estimated investment from the 136 projects supported by the WBIF is now around €13.5 billion. Per sector, the largest share is represented by investments in the transport (€5.6 billion through 38 projects) and energy (€3.1 billion through 39 projects) sectors. The social and environment sectors benefit of 25% (€3.3 billion through 23 projects) and 9% (€1.3 billion through 33 projects) respectively of the total volume.

Per beneficiary, the largest projected investments are for

- Serbia (€4.1 billion through 27 projects, of which 16 have loans signed for €2.1 billion) and
- Bosnia and Herzegovina (€2.6 billion through 24 project, of which 17 have signed loans of €997.8 million), followed by
- The former Yugoslav Republic of Macedonia (€1.3 billion through 16 projects, of which 9 have signed loans of €572.4 million),
- Albania (€1.1 billion through 20 projects, of which 12 have signed loans of €381.1 million),
- Kosovo (€775.5 million through 16 projects, of which 10 have signed loans of €150.2 million) and
- Montenegro (€561.7 million through 11 projects, of which 5 have signed loans of €152.5 million).

Regional projects are estimated to bring €1.4 billion worth of investments through 18 projects, with loans signed for only three of the projects (€277 million).

Figure 4.4: Value of investments and lending per beneficiary (excl. cancellations)



As illustrated in the figure below the level of the investments per country vary significantly among sectors.

Figure 4.5: Total estimated investments per country per sector (excl. cancellations)

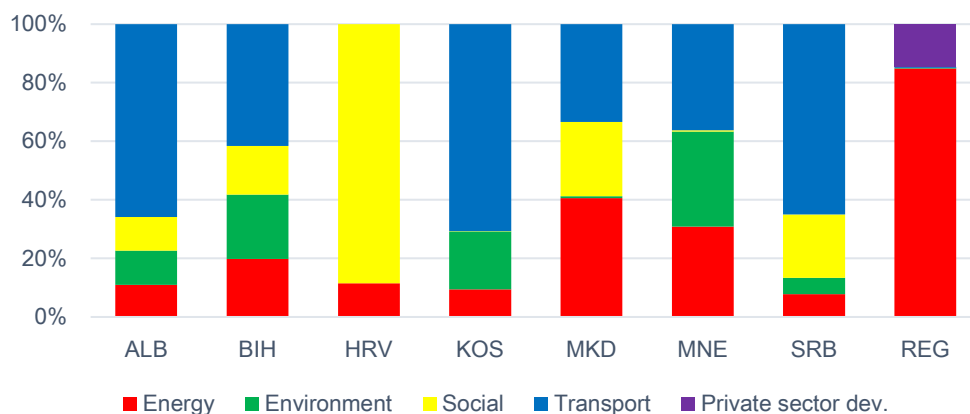


Table 4.2: Summary of signed loans

No	Project code	Title	Sector	Monitor IFI	Total estimated investments [€]	Project stage	Loan institution	Loan stage	Loan amount [€]
1.	PRJ-ALB-ENE-003	Energy Efficiency Sector Programme Transmission	ENE	KfW	46,154,605	Tender preparation	KfW	Signed	40,000,000
2.	PRJ-BIH-ENE-007	Smart metering / AMR system design and implementation support	ENE	EIB	124,900,000	Implementation	EIB	Signed	35,000,000
3.	PRJ-BIH-ENE-008	50 MW wind farm Vlasic - Travnik	ENE	EIB	86,400,000	Preparation	EIB	Disbursing	37,500,000
4.	PRJ-KOS-ENE-001	Improvement of district heating Pristina (Phase I and II)	ENE	KfW	37,684,971	Implementation	KfW	Signed	5,000,000
5.	PRJ-KOS-ENE-003	Implementation of energy efficiency measures in public buildings at the municipality level	ENE	KfW	8,100,000	Tender preparation	KfW	Signed	2,500,000
6.	PRJ-KOS-ENE-004	Feasibility study and implementation of energy efficiency measures in central public buildings	ENE	WB	28,420,000	Implementation	WB	Repaying	27,720,000
7.	PRJ-MKD-ENE-001	Pilot project – wind park development	ENE	KfW	75,000,000	Implementation	KfW	Signed	15,000,000
							KfW	Signed	32,900,000

No	Project code	Title	Sector	Monitor IFI	Total estimated investments [€]	Project stage	Loan institution	Loan stage	Loan amount [€]
8.	PRJ-MKD-ENE-003	Feasibility study and ESIA for the electricity production and irrigation components of the "Zletovica" project	ENE	EIB	131,000,000	Preparation	0	Repaying	70,000,000
9.	PRJ-MKD-ENE-005	Albania – the former Yugoslav Republic of Macedonia power interconnection (II): Grid section in the former Yugoslav Republic of Macedonia	ENE	EBRD	50,550,000	Preparation	EBRD	Signed	37,000,000
10.	PRJ-MNE-ENE-001	Trans-balkan electricity corridor: Grid section in Montenegro	ENE	EBRD	145,850,000	Implementation	KfW EBRD	Signed Signed	25,000,000 60,000,000
11.	PRJ-MNE-ENE-003	Electricity network expansion for the development of RES	ENE	EBRD	20,600,000	Preparation	EBRD	Disbursing	20,000,000
12.	PRJ-MULTI-ENE-005	Regional project "South interconnection of B&H and Croatia"	ENE	EBRD	114,000,000	Preparation	EBRD	Disbursing	100,000,000
13.	PRJ-MULTI-ENE-006	Establishment of a Regional Energy Efficiency Programme for the Western Balkans	ENE	EBRD	169,350,000	Implementation	EBRD EBRD	Repaying Disbursing	92,000,000 50,000,000
14.	PRJ-SRB-ENE-003	Rehabilitation of the district heating systems in Serbia – Phase IV - Program preparation and implementation	ENE	KfW	58,262,000	Implementation	KfW	Disbursing	45,000,000
15.	PRJ-SRB-ENE-004	Energy efficiency programme in public buildings in Serbia (EEP)	ENE	KfW	18,000,000	Implementation	KfW	Signed	15,000,000
16.	PRJ-ALB-ENV-001	Municipal Infrastructure Programme I	ENV	KfW	31,860,000	Implementation	KfW	Disbursing	16,000,000
17.	PRJ-ALB-ENV-002	Waste water Pogradec	ENV	KfW	13,500,000	Completed	KfW	Repaying	10,000,000
18.	PRJ-ALB-ENV-003	Kamza water and sanitation	ENV	KfW	12,550,000	Implementation	KfW	Disbursing	6,500,000
19.	PRJ-ALB-ENV-010	Project preparation, feasibility studies, detailed design and supervision services for construction/reconstruction of water supply systems in rural areas	ENV	KfW	36,250,000	Implementation	KfW	Signed	24,000,000
20.	PRJ-BIH-ENV-001	Bijeljina waste water system project (Phase I and II)	ENV	EBRD	32,951,667	Implementation	EBRD EBRD	Repaying Repaying	4,999,000 6,996,205
21.	PRJ-BIH-ENV-002	Plava Voda Regional Water Supply Project	ENV	EBRD	29,300,000	Implementation	EBRD	Signed	11,000,000
22.	PRJ-BIH-ENV-003	Water and sanitation in the Federation of Bosnia and Herzegovina	ENV	EIB	121,300,000	Implementation	EIB	Signed	60,000,000
23.	PRJ-BIH-ENV-004	Water supply and sewerage collection in Banja Luka	ENV	KfW	19,100,000	Completed	KfW	Signed	10,000,000
24.	PRJ-BIH-ENV-005	Water and sanitation in Republika Srpska	ENV	EIB	100,000,000	Implementation	EIB	Signed	50,000,000
25.	PRJ-BIH-ENV-006	Sewage and waste water treatment in Cazin	ENV	EBRD	15,600,000	Implementation	EBRD	Signed	5,000,000
26.	PRJ-BIH-ENV-007	Flood protection along Sava River and tributaries, Bosnia and Herzegovina	ENV	EIB	102,980,000	Implementation	EIB	Disbursing	74,000,000
27.	PRJ-BIH-ENV-008	Water leakage reduction plan for the Municipality of Tuzla	ENV	KfW	24,765,000	Implementation	KfW	Signed	11,000,000
28.	PRJ-BIH-ENV-009	Water and sewer systems in the City of Mostar	ENV	EIB	121,300,000	Implementation	EIB	Disbursing	60,000,000
29.	PRJ-KOS-ENV-001	Municipal water supply and sanitation in Pristina II	ENV	KfW	17,072,500	Implementation	KfW	Signed	6,000,000
30.	PRJ-KOS-ENV-003	Strengthening waste management	ENV	WB	1,200,000	Implementation	WB	Repaying	700,000
31.	PRJ-KOS-ENV-004	Feasibility study for the protection of Iber Canal	ENV	WB	10,000,000	Preparation	WB	Repaying	7,000,000
32.	PRJ-KOS-ENV-006	Municipal water supply and sanitation in Pristina III	ENV	KfW	35,200,000	Implementation	KfW	Signed	20,000,000
33.	PRJ-MNE-ENV-001	Rehabilitation and construction of municipal water and sanitation Infrastructure	ENV	EIB	114,760,000	Tendering	EIB	Disbursing	31,500,000
34.	PRJ-MNE-ENV-006	Construction of regional landfill for the municipalities of Pljevlja and Zabljak	ENV	EIB	29,900,000	Implementation	EIB	Disbursing	2,000,000

No	Project code	Title	Sector	Monitor IFI	Total estimated investments [€]	Project stage	Loan institution	Loan stage	Loan amount [€]
35.	PRJ-SRB-ENV-001	Feasibility study for collection, transport and treatment of waste water in the Municipality of Vranje and Uzice	ENV	KfW	48,900,000	Implementation	KfW	Signed	46,000,000
36.	PRJ-SRB-ENV-002	Medium-sized towns water supply and sewerage systems in Serbia	ENV	KfW	48,500,000	Implementation	KfW	Signed	25,000,000
37.	PRJ-SRB-ENV-003	Construction of collectors II and VII and water well in Subotica and preparation of technical documentation for sludge management	ENV	EBRD	24,640,000	Implementation	EBRD	Signed	11,000,000
38.	PRJ-SRB-ENV-004	Municipal Water Novi Sad	ENV	EIB	61,300,000	Preparation	EIB	Disbursing	25,000,000
39.	PRJ-MULTI-PRI-001	Western Balkan Enterprise Development and Innovation Facility (EDIF)	PSD	EIB	192,500,000	Completed	EIB	Signed	35,000,000
40.	PRJ-ALB-SOC-001	Education, Excellence and Equity Project (EEE-P) and rehabilitation of Tirana schools – 2nd Phase	SOC	EIB	61,100,000	Completed	CEB	Signed	14,000,000
41.	PRJ-ALB-SOC-002	Tirana University Hospital Centre Reform Programme in Albania (Phase II)	SOC	CEB	24,900,000	Implementation	CEB	Disbursing	15,930,000
42.	PRJ-ALB-SOC-003	Prepare a master plan and feasibility study for communal infrastructure works in Albanian Alps area	SOC	CEB	36,700,000	Implementation	CEB	Signed	28,700,000
43.	PRJ-BIH-SOC-001	State Prison Project in Bosnia and Herzegovina	SOC	CEB	40,773,000	Implementation	CEB	Signed	19,300,000
44.	PRJ-BIH-SOC-002	Medical Faculty, Medical Research Center, Faculty for Healthcare Sciences and Secondary Medical School	SOC	EIB	286,300,000	Preparation	EIB	Signed	100,000,000
45.	PRJ-HRV-SOC-002	Zadar University: New campus and Learning Resource Centre	SOC	EIB	610,000,000	Preparation	EIB	Disbursing	300,000,000
46.	PRJ-HRV-SOC-006	South East European Centre for Entrepreneurial Learning	SOC	EIB	843,000,000	Implementation	EIB	Disbursing	12,718,558
47.	PRJ-MKD-SOC-001	Reconstruction of penitentiary institutions in the former Yugoslav Republic of Macedonia	SOC	CEB	52,350,000	Implementation	CEB	Signed	46,000,000
48.	PRJ-MKD-SOC-002	Healthcare Provider Institutions (HPIs), Phase 2	SOC	CEB	178,400,000	Implementation	CEB	Disbursing	97,000,000
49.	PRJ-MKD-SOC-003	Construction of physical education facilities in primary schools, acquisition of equipment and rehabilitation of primary and secondary schools	SOC	CEB	59,300,000	Implementation	CEB	Signed	12,500,000
50.	PRJ-MKD-SOC-004	Complementary funding for completion of works related to HPIs rehabilitation (Phase 1)	SOC	CEB	46,000,000	Completed	CEB	Signed	23,000,000
51.	PRJ-SRB-SOC-001	Municipal and regional infrastructure	SOC	EIB	200,000,000	Implementation	EIB	Disbursing	75,000,000
52.	PRJ-SRB-SOC-002	Public sector research and development project in Serbia	SOC	EIB	427,580,000	Implementation	EIB	Disbursing	200,000,000
							CEB	Signed	70,000,000
							CEB	Signed	35,000,000
53.	PRJ-SRB-SOC-003	Modernization of judiciary facilities	SOC	EIB	84,150,000	Implementation	EIB	Disbursing	15,000,000
54.	PRJ-SRB-SOC-005	Technical assistance for school modernization programme	SOC	EIB	100,000,000	Implementation	EIB	Disbursing	50,000,000
55.	PRJ-SRB-SOC-007	Modernization of prison facilities - providing humane and safe prison system	SOC	CEB	58,840,000	Preparation	CEB	Repaying	18,000,000
							CEB	Repaying	17,000,000
56.	PRJ-ALB-TRA-001	Improvement of rural roads in Albania (feeder roads)	TRA	KfW	24,600,000	Implementation	KfW	Signed	15,000,000
57.	PRJ-ALB-TRA-003	Rehabilitation of the regional and local road network in Albania	TRA	EBRD	138,500,000	Implementation	EIB	Signed	50,000,000
							EBRD	Signed	50,000,000
58.	PRJ-ALB-TRA-004	Technical assistance for project implementation road sector	TRA	EIB	145,460,000	Implementation	EIB	Signed	26,000,000
							EIB	Signed	35,000,000

No	Project code	Title	Sector	Monitor IFI	Total estimated investments [€]	Project stage	Loan institution	Loan stage	Loan amount [€]
59.	PRJ-ALB-TRA-005	Feasibility study for the Tirana bypass (Kashar - Vaqarr - Mullet)	TRA	EBRD	51,000,000	Preparation	EBRD	Signed	50,000,000
60.	PRJ-BIH-TRA-002	Mediterranean Corridor (CVc) Bosnia and Herzegovina	TRA	EIB	723,060,000	Implementation	EIB	Disbursing	166,000,000
							EIB	Repaying	75,000,000
							EIB	Signed	100,000,000
61.	PRJ-BIH-TRA-004	Mahovljani interchange	TRA	EBRD	33,800,000	Completed	EBRD	Disbursing	21,000,000
62.	PRJ-BIH-TRA-007	Corridor Vc railways: Track overhaul Bos. Šamac/Šamac - Sarajevo, sections Dobož - Maglaj and Jelina - Zenica	TRA	EIB	128,800,000	Preparation	EIB	Signed	86,000,000
63.	PRJ-BIH-TRA-008	Mediterranean Corridor (R2a): Bosnia and Herzegovina - Croatia interconnection	TRA	EIB	130,000,000	Preparation	EIB	Repaying	65,000,000
64.	PRJ-KOS-TRA-001	Orient/East-Med Corridor (R10) general rehabilitation, Phase 1: Fushe Kosove - border with the former Yugoslav Republic of Macedonia	TRA	EBRD	94,540,000	Preparation	EBRD	Signed	19,200,000
							EIB	Signed	19,200,000
65.	PRJ-KOS-TRA-004	Orient/East-Med Corridor (R10) general rehabilitation, Phase 2: Fushe Kosove - Mitrovica	TRA	EBRD	42,340,000	Preparation	EIB	Signed	9,200,000
							EBRD	Signed	8,600,000
66.	PRJ-KOS-TRA-005	Orient/East-Med Corridor (R10) general rehabilitation, Phase 3: Mitrovica - border with Serbia	TRA	EBRD	59,040,000	Preparation	EIB	Signed	13,000,000
							EBRD	Signed	12,100,000
67.	PRJ-MKD-TRA-001	Construction and rehabilitation of Corridor VIII in the former Yugoslav Republic of Macedonia	TRA	EBRD	214,186,185	Implementation	EBRD	Signed	46,400,000
							EBRD	Signed	145,000,000
68.	PRJ-MKD-TRA-003	Railway joint border station between the former Yugoslav Republic of Macedonia and Serbia	TRA	EBRD	21,000,000	Implementation	EBRD	Repaying	17,600,000
69.	PRJ-MNE-TRA-004	Reliability and safety improvement of Bar - Vrbnica railway line (SEETO Rail Route 4)	TRA	EIB	79,000,000	Tender preparation	EIB	Repaying	14,000,000
70.	PRJ-SRB-TRA-002	Belgrade City integrated transport	TRA	EIB	183,900,000	Implementation	EIB	Disbursing	90,000,000
71.	PRJ-SRB-TRA-005	Corridor X Serbia	TRA	EIB	1,360,000,000	Implementation	EIB	Disbursing	649,000,000
							EBRD	Signed	150,000,000
							WB	Disbursing	275,480,000
72.	PRJ-SRB-TRA-007	TA for railways rehabilitation II	TRA	EIB	164,000,000	Implementation	EIB	Disbursing	80,000,000
73.	PRJ-SRB-TRA-008	Belgrade public transport and traffic infrastructure Phase II	TRA	EBRD	218,250,000	Implementation	EBRD	Signed	87,000,000
74.	PRJ-SRB-TRA-009	Reconstruction & modernisation of existing railway track & construction of second track on the Belgrade - Nis; Stalac - Djunis section	TRA	EBRD	107,660,000	Preparation	EBRD	Disbursing	105,550,000

Annexes: WBIF grants and financed projects

Annex 1: Technical assistance

Annex 2: Investment grants

Annex 3: Sector development studies

Annex 4: Interest rate subsidies

Annex 5: Financing facilities

Annex 1: Technical assistance

No	Grant code	Project code	Beneficiary	Sector	Title of operation	Lead IFI	Date of award	Round	Grant amount	Grant services	Action impl. agent	Current stage	Start date	Expected completion date	Total estimated investments [€ M]	Signed loans amount [€ M]	Potential loans amount [€ M]	Project stage
1.	TA-ALB-11	PRJ-ALB-ENE-001	ALB	ENE	Upgrade of transmission system	KfW	14/06/08	1	180,000	PFS,SS	IPF1	Finalized	01/01/08	01/06/09	0.2	0.0	0.0	Completed
2.	WB11-ALB-ENE-01	PRJ-ALB-ENE-002	ALB	ENE	Gas master plan for Albania	EBRD	12/06/14	11	1,100,000	ID	IPF4	Execution	01/06/15	10/01/17	1.1	0.0	0.0	Preparation
3.	TA3-ALB-ENE-01	PRJ-ALB-ENE-003	ALB	ENE	Feasibility study for the construction of 20/110 double circuit line - Tirana 2 (Razhbul) in replacement of existing line	KfW	08/12/09	3	577,000	DD,FS, OTH,TMA	IPF2	Finalized	01/07/10	01/12/10	46.2	40.0	0.0	Tender Preparation
4.	WB4-ALB-ENE-01		ALB	ENE	FS for construction of new substation Tirana 3 with 120MVA capacity for reinforcement of Tirana Ring	KfW	25/06/10	4	577,605	FS	IPF2	Finalized	01/04/11	01/12/11				
5.	WB12-ALB-ENE-01	PRJ-ALB-ENE-004	ALB	ENE	Detail design for 400 kV OHTL interconnection Elbasan - Bitola (Albanian part) including substation Elbasan 2 extension	KfW	09/12/14	12	600,000	DD,ESIA	KfW	Execution	28/04/16	30/06/17	70.0	0.0	50.0	Preparation
6.	WB6-ALB-ENE-03		ALB	ENE	Feasibility study for 220kV double-circuit line Elbasan1 - Fieri (including Kucova substation)	KfW	07/12/11	6	850,000	ESIA,FS	IPF3	Finalized	01/01/13	24/09/14				
7.	WB5-BIH-ENE-05	PRJ-BIH-ENE-001	BIH	ENE	Wind farm Poklecani	EIB	26/06/11	5	380,000	EIA,FS	IPF1	Finalized	01/04/12	01/01/14	150.0	0.0	110.0	Preparation
8.	WB6-BIH-ENE-08	PRJ-BIH-ENE-002	BIH	ENE	HPP Čaplje	EIB	07/12/11	6	350,000	CD,EIA,FSOTH,SIA	IPF3	Cancelled	01/01/13		0.4	0.0	0.0	Cancelled
9.	WB6-BIH-ENE-07	PRJ-BIH-ENE-003	BIH	ENE	Hydro-electric power plants - Krusevo & Zeleni Vir	EIB	07/12/11	6	1,000,000	EIA,FS	IPF3	Cancelled	01/04/14	01/12/15	41.0	0.0	30.0	Cancelled
10.	WB9-BIH-ENE-01	PRJ-BIH-ENE-004	BIH	ENE	HHP Babino Selo	EBRD	13/06/13	9	750,000	CD,EIA,FSSIA	EBRD	Execution		30/06/16	55.8	0.0	40.0	Preparation
11.	WB9-BIH-ENE-02	PRJ-BIH-ENE-005	BIH	ENE	HPP Vinac	EBRD	13/06/13	9	750,000	CD,EIA,FSSIA	EBRD	Cancelled			0.8	0.0	0.0	Cancelled
12.	WB8-BIH-ENE-11	PRJ-BIH-ENE-007	BIH	ENE	Smart metering/AMR system design & implementation support	EIB	06/12/12	8	460,000	EFA	IPF 3	Finalized	01/08/13		124.9	35.0	25.0	Implementation
13.	WB7-BIH-ENE-09	PRJ-BIH-ENE-008	BIH	ENE	50 MW wind farm Vlastic -Travnik	EIB	14/06/12	7	875,000	EIA,FAA FS,OTH	EIB	Execution		31/12/15	86.4	37.5	26.0	Preparation

No	Grant code	Project code	Beneficiary	Sector	Title of operation	Lead IFI	Date of award	Round	Grant amount	Grant services	Action impl. agent	Current stage	Start date	Expected completion date	Total estimated investments [€ M]	Signed loans amount [€ M]	Potential loans amount [€ M]	Project stage
										PD								
14.	WB5-HR-ENE-03	PRJ-HRV-ENE-001	HRV	ENE	Documentation for wind and solar projects in Splitsko-dalmatinska County, Croatia	KfW	26/06/11	5	500,000	EFA,EIA, FAA,FS, PD	KfW	Cancelled			0.5	0.0	0.0	Cancelled
15.	WB5-HR-ENE-04	PRJ-HRV-ENE-002	HRV	ENE	Documentation for small hydro-electric power plant Ozalj in Croatia	KfW	26/06/11	5	500,000	EFA,EIA, FAA,FS, PD	KfW	Cancelled			0.5	0.0	0.0	Cancelled
16.	WB5-HR-ENE-01	PRJ-HRV-ENE-003	HRV	ENE	LNG regasification vessel	EBRD	26/06/11	5	1,000,000	EIA,FS,PD	IPF2	Finalized	01/05/12	01/06/14	101.0	0.0	100.0	Preparation
17.	WB8-HR-ENE-11	PRJ-HRV-ENE-004	HRV	ENE	Feasibility study including ESIA and CBA - Regulation and development of the Sava River in Zagreb	EBRD	06/12/12	8	1,500,000	EIA,FS,SIA	IPF3	Execution	01/10/13	01/12/16	1,200.0	0.0	500.0	Cancelled
18.	WB5-HR-ENE-02	PRJ-HRV-ENE-005	HRV	ENE	LNG evacuation gas pipelines Omišalj - Zlobin - Rupa (Slovenia)	EBRD	26/06/11	5	180,000	EFA	IPF2	Finalized	01/01/13	01/11/13	95.7	0.0	95.5	Preparation
19.	WB9-HR-ENE-01	PRJ-HRV-ENE-006	HRV	ENE	JANAF oil pipeline upgrading	EBRD	13/06/13	9	1,600,000	ATP,EFA EIA,PD, SIA,TMA	EBRD	Cancelled			53.6	0.0	20.0	Cancelled
20.	TA3-KOS-ENE-03	PRJ-KOS-ENE-001	KOS	ENE	Improvement of district heating, Phase 2 - CHP	KfW	08/12/09	3	375,000	FS	IPF2	Finalized	01/04/10	01/04/11	37.7	5.0	0.0	Implementation
21.	WB4-KOS-ENE-05	PRJ-KOS-ENE-003	KOS	ENE	Energy efficiency measures in public buildings	KfW	25/06/10	4	600,000	FS	IPF1	Finalized	01/06/11	01/01/12	8.1	2.5	0.0	Tender Preparation
22.	WB7-KOS-ENE-08	PRJ-KOS-ENE-004	KOS	ENE	Energy efficiency measures in central public buildings	WB	14/06/12	7	700,000	FAA,FS, TMA	WB	Execution		31/12/16	28.4	27.7	0.0	Implementation
23.	WB10-KOS-ENE-01	PRJ-KOS-ENE-005	KOS	ENE	Rehabilitation of district heating in Gjakova	KfW	04/12/13	10	600,000	EIA,FS,SIA	IPF3	Finalized	30/06/14	30/09/16	6.3	0.0	0.0	Cancelled
24.	WB8-KOS-ENE-11		KOS	ENE	FS - Fuel switching & system expansion for district heating in Gjakove	KfW	06/12/12	8	300,000	FS	IPF2	Finalized	01/01/13	01/02/14				
25.	TA-MKD-02	PRJ-MKD-ENE-001	MKD	ENE	Pilot project – Windpark development	KfW	14/06/08	1	400,000	FS	IPF1	Finalized	01/09/08	01/12/10	75.0	47.9	17.0	Implementation
26.	TA2-MKD-ENE-02	PRJ-MKD-ENE-002	MKD	ENE	Construction of OHL 400kV the former Yugoslav Republic of Macedonia - Serbia	EIB	20/03/09	2	100,000	EIA	IPF1	Finalized	01/03/09	01/12/10	14.1	0.0	11.0	Implementation

No	Grant code	Project code	Beneficiary	Sector	Title of operation	Lead IFI	Date of award	Round	Grant amount	Grant services	Action impl. agent	Current stage	Start date	Expected completion date	Total estimated investments [€ M]	Signed loans amount [€ M]	Potential loans amount [€ M]	Project stage
27.	WB4BIS-MKD-ENE-03	PRJ-MKD-ENE-003	MKD	ENE	Electricity production Zletovica	EIB	16/12/10	4	1,000,000	EIA,FS	EIB	Execution		01/12/15	131.0	70.0	57.0	Preparation
28.	WB5-MKD-ENE-04	PRJ-MKD-ENE-004	MKD	ENE	National gasification system	EBRD	26/06/11	5	170,000	EIA,SIA	EBRD	Finalized		30/06/14	266.2	0.0	133.0	Preparation
29.	WB4BIS-REG-ENE-01	PRJ-MKD-ENE-005	MKD	ENE	Albania - the former Yugoslav Republic of Macedonia 400 kV interconnection	EBRD	16/12/10	4	803,000	EIA,FS	IPF2	Finalized	01/01/12	01/05/13				
30.	WB9-MKD-ENE-01		MKD	ENE	400kV interconnection Bitola (the former Yugoslav Republic of Macedonia) - Elbasan (Albania) line and substation	EBRD	13/06/13	9	900,000	DD	EBRD	TOR Completed		12/05/15	50.6	37.0	0.0	Preparation
31.	TA-MON-02	PRJ-MNE-ENE-001	MNE	ENE	Electricity Network Development Programme	EBRD	14/06/08	1	1,850,000	FS,PFS	IPF1	Finalized	01/01/09	01/12/12	145.9	85.0	0.0	Implementation
32.	WB6-MNE-ENE-06	PRJ-MNE-ENE-003	MNE	ENE	Electricity network expansion for the development of RES	EBRD	07/12/11	6	600,000	FS,PD	IPF3	Execution	01/05/15	30/11/16	20.6	20.0	0.0	Preparation
33.	WB6-MNE-ENE-05	PRJ-MNE-ENE-004	MNE	ENE	Biomass district heating system Kolasin	KfW	07/12/11	6	330,000	FS	IPF3	Execution	01/12/13	30/11/16	6.3	0.0	0.0	Preparation
34.	WB10-MNE-ENE-01	PRJ-MNE-ENE-005	MNE	ENE	Gas development master plan	EBRD	04/12/13	10	700,000	ID	IPF4	Execution	03/11/14	05/01/17	0.6	0.0	0.0	Preparation
35.	WB13-REG-ENE-01	PRJ-MULTI-ENE-002	REG	ENE	Technical documentation preparation and TSO support for 400 kV interconnection Serbia -Montenegro - Bosnia and Hercegovina - Regional project	EBRD	17/06/15	13	800,000	DD,TMA	EBRD	Pending TOR		01/10/15	95.8	0.0	84.0	Preparation
36.	WB5-REG-ENE-02		REG	ENE	400 kV interconnection Serbia – Montenegro – BiH - Regional project	EBRD	26/06/11	5	956,000	EIA,FS	IPF4	Finalized	01/05/12	08/04/15				
37.	WB15-REG-ENE-01	PRJ-MULTI-ENE-003	REG	ENE	Preliminary design of the Ionian Adriatic Gas Pipeline - Montenegro and Albania sections	EBRD	17/06/16	15	2,500,000	PD	IPF5	Preparation			292.0	0.0	256.0	Preparation
38.	WB5-REG-ENE-03	PRJ-	REG	ENE	Regional project Ionian Adriatic Pipeline	EBRD	26/06/11	5	3,500,000	EIA,FS	IPF2	Finalized	01/05/12	01/05/14				Preparation

No	Grant code	Project code	Beneficiary	Sector	Title of operation	Lead IFI	Date of award	Round	Grant amount	Grant services	Action impl. agent	Current stage	Start date	Expected completion date	Total estimated investments [€ M]	Signed loans amount [€ M]	Potential loans amount [€ M]	Project stage
39.	WB6-REG-ENE-07	PRJ-MULTI-ENE-004	REG	ENE	Gas interconnection Brod (BiH) - Slavonski (Croatia) (Licka Jesenica-Rakovica-Trzac-Bosanska Krupa & branches to Bihac & Velika Kladusa)	EBRD	07/12/11	6	1,000,000	EIA,FS,SIA	IPF3	Cancelled			1.0	0.0	0.0	Cancelled
40.	WB6-REG-ENE-08	PRJ-MULTI-ENE-005	REG	ENE	South gas interconnection of BiH and Croatia (Option 1: Zagvozd-Posusje-Travnik; Option 2 Ploce-Mostar)	EBRD	07/12/11	6	400,000	EIA,FS,PD	IPF2	Finalized	01/02/13	01/11/13	114.0	100.0	0.0	Preparation
41.	WB7-REG-ENE-11	PRJ-MULTI-ENE-007	REG	ENE	Strengthening of main Croatian transmission North-South axis	EBRD	14/06/12	7	1,500,000	EFA,EIA,FS	EBRD	TOR Completed			151.5	0.0	100.0	Preparation
42.	WB15-REG-ENE-03	PRJ-MULTI-ENE-012	REG	ENE	Prefeasibility study for Albania - Kosovo Gas Pipeline	EBRD	17/06/16	15	300,000	PFS	IPF	Preparation			201.8	0.0	180.0	Preparation
43.	TA-SER-26	PRJ-SRB-ENE-001	SRB	ENE	Trans-Balkan Corridor: Upgrading to 400kV of the transmission system in Western Serbia	EBRD	14/06/08	1	500,000	FS,PFS	IPF1	Finalized	01/09/09	01/11/11	50.0	0.0	30.0	Preparation
44.	WB4-SER-ENE-04	PRJ-SRB-ENE-002	SRB	ENE	Interconnection with Bulgaria Gas Transmission Pipeline	EBRD	25/06/10	4	1,000,000	EIA,FS,SIA	IPF2	Finalized	01/04/11	01/10/12	62.5	0.0	61.5	Preparation
45.	WB4BIS-SER-ENE-05	PRJ-SRB-ENE-003	SRB	ENE	Rehabilitation district heating systems – Phase IV	KfW	16/12/10	4	500,000	FAA,TMA	KfW	Execution		31/12/16	58.3	45.0	0.0	Implementation
46.	WB5-SER-ENE-06	PRJ-SRB-ENE-003	SRB	ENE	Rehabilitation of the district heating systems in Serbia – Phase IV - Program implementation – Second Stage	KfW	26/06/11	5	1,512,000	FAA,TMA	KfW	Execution		31/12/16	58.3	45.0	0.0	Implementation
47.	WB8-SER-ENE-11	PRJ-SRB-ENE-004	SRB	ENE	EE Programme in public buildings – Serbia EEP	KfW	06/12/12	8	1,300,000	ATP,DD,FS,SOW	KfW	Execution	14/11/14	31/12/18	18.0	15.0	0.0	Implementation
48.	WB10-SER-ENE-01	PRJ-SRB-ENE-005	SRB	ENE	Biomass fired cogeneration plant Subotica	KfW	04/12/13	10	600,000	ATP,PD,SOW	KfW	Cancelled			24.8	0.0	20.0	Cancelled
49.	WB9-SER-ENE-01	PRJ-SRB-ENE-006	SRB	ENE	400kV OHL from substations Bajina Basta to Kraljevo	KfW	13/06/13	9	800,000	EIA,FS,PD,SIA	IPF3	Execution	30/10/15	01/06/17	40.8	0.0	35.0	Preparation
50.	WB14-SRB-ENE-01	PRJ-SRB-ENE-007	SRB	ENE	Technical documentation preparation and TSO support for 400 kV OHL Obrenovac – Bajina Basta	KfW	16/12/15	14	800,000	TD	KfW	On hold	31/12/17	31/12/18	60.8	0.0	0.0	Preparation
51.	TA2-ALB-ENV-01	PRJ-ALB-ENV-001	ALB	ENV	Waste water sanitation in Lezha and Shengjin	KfW	20/03/09	2	180,000	DD	IPF2	Finalized	01/08/10	01/03/12	31.9	16.0	0.0	Implementation

No	Grant code	Project code	Beneficiary	Sector	Title of operation	Lead IFI	Date of award	Round	Grant amount	Grant services	Action impl. agent	Current stage	Start date	Expected completion date	Total estimated investments [€ M]	Signed loans amount [€ M]	Potential loans amount [€ M]	Project stage
52.	TA2-ALB-ENV-02	PRJ-ALB-ENV-003	ALB	ENV	Project of water supply & sewerage of Kamza	KfW	20/03/09	2	450,000	FS	IPF1	Finalized	01/04/10	01/02/11	12.6	6.5	0.0	Implementation
53.	TA2-ALB-ENV-03	PRJ-ALB-ENV-004	ALB	ENV	Upgrading of Kavaja Waste Water Treatment Plant and completion of the sewerage network for Golemi	CEB	20/03/09	2	350,000	DD	IPF2	Finalized	01/03/10	01/05/11	9.7	0.0	0.0	Preparation
54.	TA3-ALB-ENV-02	PRJ-ALB-ENV-006	ALB	ENV	Detailed design for water supply and sewerage systems for Elbasan City	KfW	08/12/09	3	500,000	DD	IPF3	Cancelled			0.5	0.0	0.0	Cancelled
55.	TA3-ALB-ENV-03	PRJ-ALB-ENV-007	ALB	ENV	Feasibility study and detailed design for improvement of flood protection infrastructure in Albania	EIB	08/12/09	3	400,000	FS	IPF2	Finalized	01/05/11	01/05/12	17.6	0.0	6.0	Cancelled
56.	WB5-ALB-ENV-06	PRJ-ALB-ENV-008	ALB	ENV	Feasibility study and design documentation for Durres City and Durres region water supply and sanitation measures	EIB	26/06/11	5	950,000	ATP,DD, EIA,FS, TMA	EIB	Cancelled		23/12/14	73.0	0.0	60.0	Cancelled
57.	WB6-ALB-ENV-10	PRJ-ALB-ENV-009	ALB	ENV	Feasibility study for construction of sanitary regional landfill - Vlora region	KfW	07/12/11	6	1,000,000	FS	KfW	Finalized	13/06/13		21.8	0.0	12.0	Preparation
58.	WB10-ALB-ENV-01	PRJ-ALB-ENV-010	ALB	ENV	Water supply systems in rural areas	KfW	04/12/13	10	750,000	ATP,DD, FS,SOW	KfW	Execution	26/06/15	01/08/17	36.3	24.0	0.0	Implementation
59.	WB4-ALB-ENV-05	PRJ-ALB-ENV-011	ALB	ENV	Feasibility study and detailed design for constructing regional waste landfill	KfW	25/06/10	4	1,100,000	ATP,DD, FS,SOW	KfW	Cancelled			0.8	0.0	0.0	Cancelled
60.	TA3-BIH-ENV-03	PRJ-BIH-ENV-001	BIH	ENV	Bijeljina Waste Water Treatment Plant implementation	EBRD	08/12/09	3	400,000	TMA	IPF2	Finalized	01/09/10	01/10/12	33.0	12.0	0.0	Implementation
61.	TA3-BIH-ENV-05	PRJ-BIH-ENV-002	BIH	ENV	Reconstruction of distribution networks in the municipalities connected to Plava Voda Regional Water Supply Project - 4 municipalities	EBRD	08/12/09	3	300,000	FS	IPF1	Finalized	01/06/11	01/02/14	29.3	11.0	11.0	Implementation
62.	TA-BIH-03		BIH	ENV	Plava Voda Regional Water Supply Project	EBRD	14/06/08	1	600,000	DD	IPF1	Finalized	01/11/08	01/03/15				
63.	TA3-BIH-ENV-02	PRJ-BIH-ENV-003	BIH	ENV	Water and sanitation Federation FBIH - 16 municipalities	EIB	08/12/09	3	1,250,000	FS,ID,PFS,TMA	IPF2	Finalized	01/11/10	01/09/13	121.3	60.0	0.0	Implementation

No	Grant code	Project code	Beneficiary	Sector	Title of operation	Lead IFI	Date of award	Round	Grant amount	Grant services	Action impl. agent	Current stage	Start date	Expected completion date	Total estimated investments [€ M]	Signed loans amount [€ M]	Potential loans amount [€ M]	Project stage
64.	WB9-BIH-ENV-03		BIH	ENV	Water supply & sanitation in FBiH	EIB	13/06/13	9	1,250,000	PIU,TD	IPF3	Execution	01/08/13	30/09/16				
65.	TA3-BIH-ENV-01	PRJ-BIH-ENV-005	BIH	ENV	Water and sanitation in Republika Srpska - 15 municipalities	EIB	08/12/09	3	1,250,000	FS	IPF1	Finalized	01/11/10	01/01/14	100.0	50.0	0.0	Implementation
66.	WB12-BIH-ENV-02		BIH	ENV	Water and Sanitation Project in Republika Srpska	EIB	09/12/14	12	1,500,000	FS,PIU, TMA	IPF3	Execution	01/07/15	30/06/17				
67.	WB8-BIH-ENV-27	PRJ-BIH-ENV-005	BIH	ENV	Water and Sanitation Project in Republika Srpska	EIB	06/12/12	8	1,250,000	FS,PIU	IPF1	Finalized	01/08/13	01/03/15	100.0	50.0	0.0	Implementation
68.	WB5-BIH-ENV-16	PRJ-BIH-ENV-006	BIH	ENV	Construction of sewage collectors and wastewater treatment & disposal plant in Cazin	EBRD	26/06/11	5	700,000	ATP,DD, FS,PD	EBRD	Execution			15.6	5.0	0.0	Implementation
69.	WB12-BIH-ENV-04	PRJ-BIH-ENV-007	BIH	ENV	Preparation of flood hazard and flood risk maps and support to the PMU for flood risk management	EIB	09/12/14	12	1,500,000	DD, PD,TMA	IPF4	Execution	20/07/15	31/12/18				
									3,380,000	OTH	IPF5	Execution	10/01/17	10/01/19	103.0	74.0	0.0	Implementation
70.	WB5-BIH-ENV-17		BIH	ENV	Flood risk management for the Republic of Srpska	EIB	26/06/11	5	2,500,000	FS,MD, SOW,TMA	IPF2	Finalized	01/10/11	01/05/14				
71.	WB5-BIH-ENV-15	PRJ-BIH-ENV-008	BIH	ENV	Water leakage reduction plan for the Municipality of Tuzla	KfW	26/06/11	5	400,000	ID,TMA	IPF2	Finalized	01/08/12	01/12/13	24.8	11.0	0.0	Implementation
72.	WB8-BIH-ENV-29	PRJ-BIH-ENV-010	BIH	ENV	Optimisation of sewage collectors and wastewater treatment plants in Modrac Lake basin	EBRD	06/12/12	8	1,000,000	DD,EFA, EIA,FS,PD	EBRD	Cancelled			1.0	0.0	0.0	Cancelled
73.	TA3-KOS-ENV-01	PRJ-KOS-ENV-002	KOS	ENV	Project preparation feasibility studies for waste water treatment plants in Kosovo	KfW	08/12/09	3	1,750,000	FS	IPF1	Finalized	01/05/11	01/03/15	91.8	0.0	70.0	Preparation
74.	WB7-KOS-ENV-05	PRJ-KOS-ENV-003	KOS	ENV	Strengthening waste management	WB	14/06/12	7	400,000	EIA,FAA, FS,ID	WB	Finalized		30/06/15	1.2	0.7	0.0	Implementation
75.	WB7-KOS-ENV-06	PRJ-KOS-ENV-004	KOS	ENV	Feasibility study for protection of Iber Canal	WB	14/06/12	7	500,000	FS	WB	Finalized	28/02/14	31/05/16	10.0	7.0	0.0	Preparation
76.	WB14-KOS-ENV-01	PRJ-KOS-ENV-005	KOS	ENV	Lepenc Canal Feasibility Study	EBRD	16/12/15	14	1,500,000	FS	IPF5	Pending TOR			1.5	0.0	0.0	Preparation
77.	TA-KOS-01	PRJ-KOS-ENV-006	KOS	ENV	Regional Water Company Pristina	KfW	14/06/08	1	300,000	FS,TMA	IPF1	Finalized	01/06/09	01/02/10	35.2	20.0	0.0	Implementation

No	Grant code	Project code	Beneficiary	Sector	Title of operation	Lead IFI	Date of award	Round	Grant amount	Grant services	Action impl. agent	Current stage	Start date	Expected completion date	Total estimated investments [€ M]	Signed loans amount [€ M]	Potential loans amount [€ M]	Project stage
78.	WB10-MKD-ENV-01	PRJ-MKD-ENV-001	MKD	ENV	Water and Sewerage Programme	KfW	04/12/13	10	400,000	DD,SOW, TMA	IPF5	On hold	01/12/16	31/12/19	9.4	0.0	3.0	Preparation
79.	TA2-MNE-ENV-04		MNE	ENV	Wastewater treatment plant Berane	EIB	20/03/09	2	150,000	FS	IPF1	Finalized	01/02/10	01/06/10				
80.	TA3-MON-ENV-02		MNE	ENV	Wastewater treatment plant and network in Kolasin	EIB	08/12/09	3	200,000	FS	IPF1	Finalized	01/12/10	01/07/12				
81.	TA3-MON-ENV-04		MNE	ENV	Wastewater treatment plant and network in Rozaje	EIB	08/12/09	3	200,000	FS	IPF1	Finalized	01/01/12	01/12/12				
82.	TA-MON-05		MNE	ENV	Podgorica Water Infrastructure Project	EBRD	14/06/08	1	150,000	FS	IPF1	Finalized	01/07/09	01/02/10				
83.	TA-MON-07	PRJ-MNE-ENV-001	MNE	ENV	Podgorica waste water project	EIB	14/06/08	1	150,000	FS	IPF1	Finalized	01/07/09	01/02/10	114.8	31.5	0.0	Tendering
84.	WB15-MNE-ENV-01		MNE	ENV	Montenegro wastewater and water supply projects - Technical assistance in preparation of project documentation	EIB	17/06/16	15	540,000	TMA,TD	IPF3	Preparation						
85.	WB6-MNE-ENV-17		MNE	ENV	Reconstruction of water supply system in Old Royal Capital of Cetinje	EIB	07/12/11	6	600,000	ATP,MD	EIB	Execution		15/12/14				
86.	WB7-MNE-ENV-24		MNE	ENV	TA for waste water and water supply in Montenegro	EIB	14/06/12	7	700,000	ATP,TD	EC	Execution	01/08/13	30/12/16				
87.	WB15-MNE-ENV-02	PRJ-MNE-ENV-002	MNE	ENV	Montenegro wastewater and water supply projects - Technical assistance in project implementation - Supervision of works for Podgorica WWTP Design and Build	KfW	17/06/16	15	1,145,834	SOW	KfW	Preparation			37.6	0.0	35.0	Preparation
88.	TA3-MON-ENV-03	PRJ-MNE-ENV-004	MNE	ENV	Wastewater treatment plant and network in Danilovgrad	EIB	08/12/09	3	200,000	FS	IPF1	Cancelled			0.2	0.0	0.0	Cancelled
89.	WB4-MNE-ENV-11	PRJ-MNE-ENV-006	MNE	ENV	Construction of regional landfills in Plijevija and Zabljak	EIB	25/06/10	4	150,000	EIA,FS,SIA	IPF2	Finalized	01/01/12	01/04/14	29.9	2.0	0.0	Implementation
90.	WB4-MNE-ENV-12		MNE	ENV	Construction of regional landfills in Montenegro	EIB	25/06/10	4	750,000	EIA,SIA	IPF2	Finalized	01/05/11	01/04/14				

No	Grant code	Project code	Beneficiary	Sector	Title of operation	Lead IFI	Date of award	Round	Grant amount	Grant services	Action impl. agent	Current stage	Start date	Expected completion date	Total estimated investments [€ M]	Signed loans amount [€ M]	Potential loans amount [€ M]	Project stage
91.	WB8-MNE-ENV-31	PRJ-MNE-ENV-010	MNE	ENV	Montenegro Solid Waste - Technical assistance in preparation of project documentation	EIB	06/12/12	8	70,000	FS	IPF3	Cancelled			54.0	0.0	27.0	Cancelled
92.	WB11-REG-ENV-01	PRJ-MULTI-ENV-003	REG	ENV	Sava River basin flood management	WB	12/06/14	11	2,000,000	OTH	WB	Execution	30/06/16	30/06/17	2.0	0.0	0.0	Implementation
93.	TA-SER-17	PRJ-SRB-ENV-001	SRB	ENV	Feasibility study for collection and treatment of waste water in the municipality of Vranje and Uzice	KfW	14/06/08	1	500,000	FS	IPF1	Finalized	01/09/09	01/07/10	48.9	46.0	0.0	Implementation
94.	TA3-SER-ENV-01	PRJ-SRB-ENV-004	SRB	ENV	Municipal Water - Novi Sad Municipality	EIB	08/12/09	3	300,000	PFS	IPF4	Execution	30/06/15	30/11/16	61.3	25.0	19.9	Preparation
95.	WB15-SRB-ENV-01	PRJ-SRB-ENV-005	SRB	ENV	Central wastewater treatment facility in Novi Sad	EIB	17/06/16	15	1,000,000	EIA,FS,PD,TD	IPF5	Preparation						
96.	WB13-SER-ENV-01	PRJ-SRB-ENV-005	SRB	ENV	Construction of collectors II & VII and water well in Subotica and preparation of tech. docs. for sludge management	EBRD	17/06/15	13	850,000	FS	EBRD	Preparation			43.9	0.0	30.0	Tender Preparation
97.	TA-ALB-04	PRJ-ALB-SOC-002	ALB	SOC	Tirana University Hospital Centre Reform Programme in Albania- 2nd Phase	CEB	14/06/08	1	580,000 1,697,000	EIA,FS,OTH,TMA TMA	IPF2 CEB	Finalized 01/03/10	01/03/10	01/07/10	24.9	15.9	0.0	Implementation
98.	WB6-ALB-SOC-14	PRJ-ALB-SOC-003	ALB	SOC	Master plan & feasibility study for communal infrastructure works in Albanian Alps area	CEB	07/12/11	6	1,000,000	FS,OTH	CEB	Execution	01/01/15	31/12/17	36.7	28.7	0.0	Implementation
99.	TA-BIH-01	PRJ-BIH-SOC-001	BIH	SOC	State Prison Project in Bosnia and Herzegovina	CEB	14/06/08	1	500,000 180,000	FS,PD,TMA TMA	IPF1 CEB	Finalized Finalized	01/08/08	01/06/10	40.8	19.3	0.0	Implementation
100.	WB14-BIH-SOC-01		BIH	SOC	Support to the construction of a Maximum Security State Prison	CEB	16/12/15	14	270,000 500,000	PIU OTH	IPF3 IPF5	Execution Pending TOR	01/02/16	31/07/17				
101.	WB14-BIH-SOC-02		BIH	SOC	Medical Faculty, Research Centre and School	EIB	16/12/15	14	880,000	DD,OTH	IPF5	Pending TOR						
102.	WB5-BIH-SOC-03	PRJ-BIH-SOC-002	BIH	SOC	Designing the Medical Faculty, Medical Research Center and secondary Medical School	EIB	26/06/11	5	800,000	FS,MD,PD	IPF2	Finalized	01/02/12		286.3	100.0	0.0	Preparation

No	Grant code	Project code	Beneficiary	Sector	Title of operation	Lead IFI	Date of award	Round	Grant amount	Grant services	Action impl. agent	Current stage	Start date	Expected completion date	Total estimated investments [€ M]	Signed loans amount [€ M]	Potential loans amount [€ M]	Project stage
103.	TA3-HR-SOC-01	PRJ-HRV-SOC-001	HRV	SOC	Construction of a penitentiary/prison complex in Sibenik	CEB	08/12/09	3	800,000	FS	IPF1	Cancelled		14/06/14	0.8	0.0	0.0	Cancelled
104.	WB6-HR-SOC-03	PRJ-HRV-SOC-002	HRV	SOC	New campus & University Learning Resource Centre	EIB	07/12/11	6	800,000	EIA,FAA,FS,PD	IPF3	Execution	01/09/12	31/10/16	610.0	300.0	300.0	Preparation
105.	WB9-HR-SOC-02		HRV	SOC	Zadar Uni: New campus & Learning Resource Centre	EIB	13/06/13	9	1,200,000	TMA	IPF5	Pending TOR	01/03/16					
106.	WB7-HR-SOC-04	PRJ-HRV-SOC-003	HRV	SOC	Student Accommodation Infrastructure at universities of Rijeka and Osijek	EIB	14/06/12	7	3,000,000	EFA,FS	EIB	Cancelled		31/12/15	70.9	0.0	17.0	Cancelled
107.	WB9-HR-SOC-01	PRJ-HRV-SOC-004	HRV	SOC	Health institutions reconstruction & construction of depts & cetres	CEB	13/06/13	9	1,500,000	ATP,DD,EIA,FS,PD,SIA	CEB	Cancelled		31/12/17	60.0	0.0	30.0	Preparation
108.	WB11-REG-SOC-01	PRJ-HRV-SOC-006	HRV	SOC	SEECCEL implementation support	EIB	12/06/14	11	1,320,000	ATP,MD,SOW	EC	Execution	01/12/14	31/01/17	843.0	12.7	257.3	Implementation
109.	WB5-REG-SOC-01	PRJ-HRV-SOC-006	HRV	SOC	Construction and Development of the Centre for Entrepreneurial Learning and Strengthening Competitiveness Economy (Entrepreneurial Learning)	EIB	26/06/11	5	1,584,000	DD,FS,ID,PD	IPF2	Finalized	01/03/12	01/04/14				
110.	TA-MKD-01	PRJ-MKD-SOC-001	MKD	SOC	Idrizovo Prison Reform Project in the former Yugoslav Republic of Macedonia	CEB	14/06/08	1	500,000	DD,FS,TMA	IPF2	Finalized	01/10/08	01/11/13	52.4	46.0	0.0	Implementation
111.	WB12-MKD-SOC-01		MKD	SOC	Project for reconstruction of penitentiary institutions in the former Yugoslav Republic of Macedonia	CEB	09/12/14	12	350,000	PIU	IPF4	Execution	07/10/15	07/07/17				
112.	TA3-MKD-SOC-01	PRJ-MKD-SOC-00	MKD	SOC	Health Provider Institutions (HPIs)	CEB	08/12/09	3	2,000,000	DD,FS,PD,TMA	IPF2	Finalized	01/01/11	01/05/14	178.4	97.0	0.0	Implementation
113.	WB15-MKD-SOC-01		MKD	SOC	Support to consolidation and modernisation of Health Provider Institutions Skopje and Shtip	CEB	17/06/16	15	1,400,000	TMA	CEB	Finalized	01/01/11	01/05/14				
114.	TA2-MNE-SOC-08	PRJ-MNE-SOC-001	MNE	SOC	Center for Elderly – Plijevija	CEB	20/03/09	2	150,000	DD,OTH	IPF1	Finalized	01/01/11	01/05/13	2.4	0.0	0.0	Implementation

No	Grant code	Project code	Beneficiary	Sector	Title of operation	Lead IFI	Date of award	Round	Grant amount	Grant services	Action impl. agent	Current stage	Start date	Expected completion date	Total estimated investments [€ M]	Signed loans amount [€ M]	Potential loans amount [€ M]	Project stage
115.	WB7-REG-SOC-03	PRJ-MULTI-SOC-001	REG	SOC	Pilot project for Higher and Professional Education Finance in Southeast Europe	KfW	14/06/12	7	600,000	FS,OTH,TMA	KfW	Finalized	30/01/13	31/12/14	101.0	0.0	100.0	Cancelled
116.	WB9-REG-SOC-SDP-01		REG	SOC	Higher and Professional Education Finance in Southeast Europe - pilot project	KfW	13/06/13	9	400,000	FS,TMA	KfW	Finalized		31/12/15				
117.	TA2-SER-SOC-04	PRJ-SRB-SOC-001	SRB	SOC	Municipal and Regional Infrastructure	EIB	20/03/09	2	375,000	DD,OTH,SOW,TMA	IPF1	Finalized	01/11/09	01/02/11	200.0	75.0	0.0	Implementation
118.	TA3-SER-SOC-01	PRJ-SRB-SOC-002	SRB	SOC	Building the knowledge economy of Serbia, Research and Development Infrastructure Initiative/Teaching Infrastructure Investment Programme	EIB	08/12/09	3	600,000	FS,TMA	IPF2	Finalized	01/06/10	01/10/10	427.6	305.0	0.0	Implementation
119.	WB15-SRB-SOC-02		SRB	SOC	High Education Infrastructure	EIB	17/06/16	15	880,000	CD,DD,FS,PD,PFS,TD	IPF5	Preparation						
120.	TA3-SER-SOC-02		SRB	SOC	Modernization of judiciary facilities	CEB	08/12/09	3	720,000	DD,FS,TMA	IPF2	Finalized	01/04/11	01/03/12				
121.	WB11-SER-SOC-01	PRJ-SRB-SOC-003	SRB	SOC	Judiciary facilities - Kataniceva Building	EIB	12/06/14	11	380,000	MD,SOW	IPF4	Execution	08/04/15	18/11/16	84.2	15.0	30.0	Implementation
122.	WB6-SER-SOC-08		SRB	SOC	Extended TA for judiciary facilities	EIB	07/12/11	6	1,000,000	MD,PD,TMA	IPF2	Finalized	01/05/12	01/05/14				
123.	WB9-SER-SOC-01		SRB	SOC	Palace of Justice	EIB	13/06/13	9	283,000 540,000	PIU SOW	IPF3 IPF5	Execution Execution	01/05/15	01/10/16				
124.	TA3-SER-SOC-04	PRJ-SRB-SOC-004	SRB	SOC	Social Housing - Serbia	CEB	08/12/09	3	70,000	FS,ID,OTHTMA	IPF1	Finalized	01/06/10	01/09/10	58.1	0.0	32.0	Cancelled
125.	WB4-SER-SOC-05	PRJ-SRB-SOC-005	SRB	SOC	TA for School Modernization Programme	EIB	25/06/10	4	800,000	TMA	EIB	Finalized		30/12/13	100.0	50.0	20.0	Implementation
126.	TA3-SER-SOC-03		SRB	SOC	Modernization of prison facilities / providing humane and safe prison system	CEB	08/12/09	3	700,000	DD,FS,TMA	IPF1	Finalized	01/03/11	01/03/15				
127.	WB11-SER-SOC-02	PRJ-SRB-SOC-007	SRB	SOC	Prison facilities extended TA	CEB	12/06/14	11	110,000	TMA	IPF3	Execution	01/04/15	31/10/16	58.8	35.0	0.0	Preparation
128.	WB12-SER-SOC-01		SRB	SOC	Supervision of construction works and equipment of the new prison facilities in Pancevo and Kragujevac	CEB	09/12/14	12	1,430,000	PIU,SOW	CEB	TOR Completed		30/06/21				

No	Grant code	Project code	Beneficiary	Sector	Title of operation	Lead IFI	Date of award	Round	Grant amount	Grant services	Action impl. agent	Current stage	Start date	Expected completion date	Total estimated investments [€ M]	Signed loans amount [€ M]	Potential loans amount [€ M]	Project stage
129.	WB8-SER-SOC-13		SRB	SOC	Extended TA for improvement of prison facilities	CEB	06/12/12	8	700,000	MD,OTH, PD	IPF1	Finalized	01/07/13	01/03/16				
130.	WB10-SER-SOC-01	PRJ-SRB-	SRB	SOC	Post-earthquake housing reconstruction in Kraljevo	CEB	04/12/13	10	880,000	PIU,TMA	IPF3	Execution	01/10/14	01/06/18	14.0	0.0	8.0	Implementation
131.	WB15-SRB-SOC-01	SOC-008	SRB	SOC	Post-earthquake housing reconstruction in Kraljevo	CEB	17/06/16	15	300,000	SOW	CEB	Preparation						
132.	TA-ALB-06		ALB	TRA	Feasibility study for track renewal and signalling and communication systems in the whole network of Albanian railway	EBRD	14/06/08	1	1,500,000	FS	IPF1	Finalized	01/01/09	01/06/09	92.1	0.0	36.9	Preparation
133.	WB4-ALB-TRA-09	PRJ-ALB-TRA-002	ALB	TRA	Detailed design for Tirana-Durres railway section and economic financial appraisal for whole rail network	EBRD	25/06/10	4	1,250,000	DD,EFA	EBRD	Execution		31/12/15				
134.	WB1-ALB-TRA-01	PRJ-ALB-TRA-003	ALB	TRA	Regional and Local Roads	EBRD	08/12/09	3	4,000,000	DD,SOW, TMA	EBRD	Execution		31/12/16	138.5	100.0	0.0	Implementation
135.	WB4-ALB-TRA-08	PRJ-ALB-TRA-004	ALB	TRA	TA for project implementation roads sector	EIB	25/06/10	4	750,000	TMA	EIB	Execution		31/12/14	145.5	61.0	61.0	Implementation
136.	WB7-ALB-TRA-12	PRJ-ALB-TRA-005	ALB	TRA	Feasibility study for the Tirana Bypass (Kashar-Vaqarr-Mullet)	EBRD	14/06/12	7	1,000,000	EFA,EIA,FS,PD	IPF2	Finalized	01/03/13	01/05/14	51.0	50.0	0.0	Preparation
137.	WB8-ALB-TRA-13	PRJ-ALB-TRA-006	ALB	TRA	Feasibility study and preliminary design of two tram lines in Tirana	EBRD	06/12/12	8	375,000	FS,CD	EBRD	Cancelled			100.0	0.0	70.0	Cancelled
138.	WB13-ALB-TRA-01	PRJ-ALB-TRA-007	ALB	TRA	Feasibility study for the rehabilitation of railway line Durres – Pogradec - Lin and new rail line link to border with the former Yugoslav Republic of Macedonia	EIB	17/06/15	13	720,000	FS	IPF4	Preparation			221.9	0.0	110.0	Preparation
139.	WB15-ALB-TRA-01	PRJ-ALB-TRA-008	ALB	TRA	Detailed design for rehabilitation of railway line Vora - Hani Hotit	EBRD	17/06/16	15	800,000	DD,TD	IPF	Preparation			31.8	0.0	31.0	Preparation
140.	TA-BIH-06	PRJ-BIH-TRA-001	BIH	TRA	Construction of main road Foca (Brodna Drini) - Hum	EBRD	14/06/08	1	700,000	FS	IPF1	Finalized	01/10/09	01/12/12	62.3	0.0	61.6	Cancelled
141.	TA-BIH-08		BIH	TRA	Corridor Vc – Second Phase	EIB	14/06/08	1	400,000	FS	IPF1	Finalized	01/04/09	01/03/14	723.1	341.0	170.0	Implementation

No	Grant code	Project code	Beneficiary	Sector	Title of operation	Lead IFI	Date of award	Round	Grant amount	Grant services	Action impl. agent	Current stage	Start date	Expected completion date	Total estimated investments [€ M]	Signed loans amount [€ M]	Potential loans amount [€ M]	Project stage
142.	WB1-BIH-TRA-01	PRJ-BIH-TRA-002	BIH	TRA	Corridor Vc Motorway	EIB	08/12/09	3	2,000,000	SOW,TMA	EIB	Execution		31/01/14				
143.	TA2-BIH-TRA-02	PRJ-BIH-TRA-003	BIH	TRA	Railway Sarajevo - Podlugovi	EIB	20/03/09	2	600,000	DD	IPF2	Finalized	01/05/11	01/08/13	22.5	0.0	21.9	Preparation
144.	WB1-BIH-TRA-03	PRJ-BIH-TRA-004	BIH	TRA	Mahovijani interchange: Assistance with institutional strengthening of RS Motorways	EBRD	08/12/09	3	300,000	TMA	EBRD	Finalized		13/09/11	33.8	21.0	0.0	Completed
145.	WB6-BIH-TRA-15	PRJ-BIH-TRA-005	BIH	TRA	Technical assistance during construction of Brcko bypass	EBRD	07/12/11	6	550,000	TMA	IPF3	Execution	01/06/12	30/06/16	38.5	0.0	28.5	Implementation
146.	WB6-BIH-TRA-18	PRJ-BIH-TRA-006	BIH	TRA	Study on toll collection & system design for RS motorways	EBRD	07/12/11	6	300,000	TMA	IPF3	Finalized	01/09/12	01/07/13	0.3	0.0	0.0	Completed
147.	WB5-BIH-TRA-14	PRJ-BIH-TRA-007	BIH	TRA	Corridor Vc Railways, Track overhaul Bos. Šamac/Šamac – Sarajevo, Sections: Doboj – Maglaj, Jelina-Zenica	EIB	26/06/11	5	1,000,000	DD,FS	IPF2	Finalized	01/05/12	01/04/14	128.8	86.0	0.0	Preparation
148.	TA-KOS-02		KOS	TRA	Rehabilitation of Railway Route 10 (Leshak – Mitrovicë – Fushë Kosovë – Ferizaj – Hani i Elezit)	EIB	14/06/08	1	500,000	PFS	EC	Finalized	01/04/10	01/11/10				
149.	WB12-KOS-TRA-01	PRJ-KOS-TRA-001	KOS	TRA	Works supervision for rehabilitation of Railway Route 10: Section Fushe/Kosove – the former Yugoslav Republic of Macedonia border (Phase 1)	EBRD	09/12/14	12	1,400,000	SOW	EBRD	Pending TOR			94.5	38.4	0.0	Preparation
150.	WB9-KOS-TRA-01		KOS	TRA	Railway Route 10 rehabilitation	EBRD	13/06/13	9	1,840,000	ATP,DD	EBRD	TOR Completed		30/04/16				
151.	WB11-KOS-TRA-02	PRJ-KOS-TRA-002	KOS	TRA	Highway section E, Pristina - Merdare	EBRD	12/06/14	11	500,000	EIA,FS,PD,SIA	IPF4	Execution	12/01/16	04/11/16	150.5	0.0	100.0	Preparation
152.	WB11-KOS-TRA-01	PRJ-KOS-TRA-003	KOS	TRA	N9 Pristina road section Kijeva-Klina to Zahaq	EIB	12/06/14	11	800,000	EIA,FS,PD	IPF3	Execution	01/05/15	30/12/16	140.8	0.0	120.0	Preparation
153.	WB14-KOS-TRA-02	PRJ-KOS-TRA-004	KOS	TRA	Orient/East-Med Corridor (R10) rail Line Fushe Kosova/Kosovo Polje – Mitrovica detailed technical project design and tender preparation	EBRD	16/12/15	14	1,000,000	DD	EBRD	Preparation			42.3	17.8	0.0	Preparation

No	Grant code	Project code	Beneficiary	Sector	Title of operation	Lead IFI	Date of award	Round	Grant amount	Grant services	Action impl. agent	Current stage	Start date	Expected completion date	Total estimated investments [€ M]	Signed loans amount [€ M]	Potential loans amount [€ M]	Project stage
154.	WB15-KOS-TRA-01	PRJ-KOS-TRA-005	KOS	TRA	Detailed design and tender preparation for the northern part of Railway Route 10 (Mitrovica - Lesak - border with Serbia)	EBRD	17/06/16	15	1,300,000	DD,TD	EBRD	Preparation			59.0	25.1	0.0	Preparation
155.	WB14-KOS-TRA-01	PRJ-KOS-TRA-006	KOS	TRA	Rail line Fushe Kosova/Kosovo Polje – Podujevo detailed technical project design and tender preparation	EBRD	16/12/15	14	1,250,000	DD	IPF5	Pending TOR			56.9	0.0	0.0	Preparation
156.	WB5-KOS-TRA-06		KOS	TRA	Feasibility study for the key railway links (East – West)	EBRD	26/06/11	5	600,000	EIA,FS,PD	IPF2	Finalized	01/04/12	01/01/13				
157.	WB11-MKD-TRA-01		MKD	TRA	Railway Corridor VIII Kumanovo - Deve Bair, section Baljakova - Kriva Palanka	EBRD	12/06/14	11	3,000,000	SOW	EBRD	Pending TOR		30/05/20				
158.	WB15-MKD-TRA-03		MKD	TRA	Preparation of prefeasibility study for railway line Skopje - Kicevo as central part of Rail Corridor VIII	EBRD	17/06/16	15	300,000	PFS	IPF	Preparation						
159.	WB5-MKD-TRA-01	PRJ-MKD-TRA-001	MKD	TRA	Construction of railway line Kumanovo - Deve Bair, border with Republic of Bulgaria, eastern part of Corridor VIII, section Kumanovo - Beljakovce	EBRD	26/06/11	5	1,500,000	ATP,DD	EBRD	Finalized		30/05/15	214.2	191.4	0.0	Implementation
160.	WB7-MKD-TRA-02		MKD	TRA	Railway line eastern part of Corridor VIII, Beljakovce - Deve Bair section	EBRD	14/06/12	7	2,700,000	ATP,MD	EBRD	Execution		30/05/15				
161.	WB7-MKD-TRA-03		MKD	TRA	Railway line eastern part of Corridor VIII, section Kumanovo-Beljakovce	EBRD	14/06/12	7	2,500,000	SOW	EBRD	Execution		30/06/16				
162.	WB9-MKD-TRA-01	PRJ-MKD-TRA-002	MKD	TRA	Motorway A4 Skopje - Blace, section Stenkovec interchange Blace	EBRD	13/06/13	9	1,000,000	DD,EIA,FS,PD,SIA	IPF3	Execution	01/04/15	30/11/16	101.0	0.0	100.0	Preparation
163.	WB13-MKD-TRA-01	PRJ-MKD-TRA-003	MKD	TRA	Preparation of the technical documentation for the construction of the railway joint border station between the former Yugoslav Republic of Macedonia and Serbia	EBRD	17/06/15	13	200,000	ATP,CD,DD,EIA,FSID,PD,SIA,TD	IPF4	Execution	21/06/16	05/06/17	21.0	17.6	0.0	Implementation

No	Grant code	Project code	Beneficiary	Sector	Title of operation	Lead IFI	Date of award	Round	Grant amount	Grant services	Action impl. agent	Current stage	Start date	Expected completion date	Total estimated investments [€ M]	Signed loans amount [€ M]	Potential loans amount [€ M]	Project stage
164.	WB15-MKD-TRA-01	PRJ-MKD-TRA-004	MKD	TRA	Preparation of detailed design for construction of motorway section A2 Gostivar - Kichevo, Phase 2: Subsection Gostivar - Gorna Gjonovica	EBRD	17/06/16	15	2,000,000	DD	IPF	Preparation			105.0	0.0	0.0	Preparation
165.	WB15-MKD-TRA-02	PRJ-MKD-TRA-005	MKD	TRA	Modernization of the railway line Tabanovce - Gevgelija, introducing ETCS level 1 along the Rail Corridor X and improvements of the signalling along the Macedonian railway network	EBRD	17/06/16	15	500,000	PFS	IPF	Preparation			0.8	0.0	0.0	Preparation
166.	WB15-MKD-TRA-04		MKD	TRA	Modernization of railway line Tabanovce - Gevgelija, installation of GSMR along the Corridor X	EBRD	17/06/16	15	300,000	PFS	IPF	Preparation						
167.	TA2-MNE-TRA-03		MNE	TRA	Reconstruction of main road Scepan Polje - Pluzine (Bosnia and Herzegovina border)	EIB	20/03/09	2	150,000	FS,ID	IPF1	Finalized	01/09/09	01/06/10				
168.	TA3-MON-TRA-01	PRJ-MNE-TRA-001	MNE	TRA	Construction of the main road Scepan Polje - Pluzine (Bosnia and Herzegovina border)	EIB	08/12/09	3	550,000	EIA,PD	IPF1	Finalized	01/04/11	01/04/14	74.2	0.0	70.0	Preparation
169.	WB12-MNE-TRA-01		MNE	TRA	Detailed design and tender documents for the reconstruction of the road Scepan Polje - Pluzine	EBRD	09/12/14	12	3,500,000	CD,DD,TD	IPF4	Execution	28/06/16	30/03/18				
170.	WB6-MNE-TRA-14	PRJ-MNE-TRA-002	MNE	TRA	Preparation of a SEETO Road Route 4 investment plan for Montenegro	EIB	07/12/11	6	500,000	EIA,FAA	EIB	Finalized			500.0	0.0	0.0	Cancelled
171.	WB10-MNE-TRA-02	PRJ-MNE-TRA-003	MNE	TRA	Priority bypass on Montenegrin coast	KfW	04/12/13	10	500,000	CD,FS	KfW	Execution	01/05/16	01/08/17	50.5	0.0	50.0	Preparation
172.	WB10-MNE-TRA-01		MNE	TRA	Bar - Vrbnica railway line upgrade	EIB	04/12/13	10	1,000,000	DD,FS,PIUTMA	IPF4	Finalized	11/11/14	29/06/16				Tender
173.	WB13-MNE-TRA-01	PRJ-MNE-TRA-004	MNE	TRA	Special inspection of 106 tunnels and development of the main designs for their rehabilitation	EIB	17/06/15	13	1,000,000 1,5 00,000	ID,PIU DD	IPF4 IPF5	Execution	14/03/16	26/05/17	79.0	14.0	35.0	Preparation

No	Grant code	Project code	Beneficiary	Sector	Title of operation	Lead IFI	Date of award	Round	Grant amount	Grant services	Action impl. agent	Current stage	Start date	Expected completion date	Total estimated investments [€ M]	Signed loans amount [€ M]	Potential loans amount [€ M]	Project stage
174.	WB14-MNE-TRA-01		MNE	TRA	Orient/East-Med Corridor (R4) reliability and safety improvements – Phase 2 (concrete bridges)	EIB	16/12/15	14	3,000,000	DD	IPF5	Pending TOR						
175.	WB14-REG-TRA-01	PRJ-MULTI-TRA-002	REG	TRA	Feasibility study for the Adriatic Ionian highway/expressway (Routes 1&2)	EBRD	16/12/15	14	3,500,000	FS	IPF5	Preparation			3.5	0.0	0.0	Preparation
176.	TA-SER-15		SRB	TRA	Reconstruction of the line Nis-Presevo-border with the former Yugoslav Republic of Macedonia	EIB	14/06/08	1	500,000	EIA,FS	IPF1	Finalized	01/11/09	01/07/10				
177.	WB4-SER-TRA-05	PRJ-SRB-TRA-001	SRB	TRA	Preparation of project documentation for modernization of the railway line Trupale (Nis) – Presevo – the former Yugoslav Republic of Macedonia	EBRD	25/06/10	4	1,040,000	FS,PD,MD,EIA,SIA,OTH	EBRD	Cancelled			270.0	0.0	0.0	Cancelled
178.	WB1-SER-TRA-02	PRJ-SRB-TRA-003	SRB	TRA	Belgrade Rail Modernisation Project - Procurement, implementation support and contract supervision and urban transport public service contracting and route structuring preparation	EBRD	08/12/09	3	750,000	TMA	EBRD	Cancelled			0.8	0.0	0.0	Cancelled
179.	WB1-SER-TRA-03	PRJ-SRB-TRA-004	SRB	TRA	Sava Bridge Loan Extension: Performance-Based Maintenance and Management ("PMMR") of Roads and Bridges	EIB	08/12/09	3	240,000	TMA	EIB	Cancelled		31/12/14	0.2	0.0	0.0	Cancelled
180.	WB1-SER-TRA-01	PRJ-SRB-TRA-005	SRB	TRA	Corridor X Serbia	EIB	08/12/09	3	4,500,000	DD,PD,SOW,TMA	EIB	Execution		01/12/15	1,360.0	1,074.5	0.0	Implementation
181.	WB4-SER-TRA-06	PRJ-SRB-TRA-006	SRB	TRA	TA for Railways Infrastructure	EIB	25/06/10	4	800,000	TMA	EIB	Finalized		31/12/13	0.8	0.0	0.0	Preparation
182.	WB4-SER-TRA-04	PRJ-SRB-TRA-007	SRB	TRA	TA for Railways Rehabilitation II	EIB	25/06/10	4	1,000,000	TMA	EIB	Execution		02/12/13	164.0	80.0	60.0	Implementation
183.	WB6-SER-TRA-10	PRJ-SRB-TRA-008	SRB	TRA	Belgrade road & tram network upgrade - Phase 2	EBRD	07/12/11	6	2,350,000	ATP,DD,OTH,SOW,TMA	EBRD	Execution		01/06/16	218.3	87.0	77.0	Implementation

No	Grant code	Project code	Beneficiary	Sector	Title of operation	Lead IFI	Date of award	Round	Grant amount	Grant services	Action impl. agent	Current stage	Start date	Expected completion date	Total estimated investments [€ M]	Signed loans amount [€ M]	Potential loans amount [€ M]	Project stage
184.	WB8-SER-TRA-14	PRJ-SRB-TRA-009	SRB	TRA	Reconstruction & modernisation of existing railway track & construction of second track on the Belgrade – Nis; Stalac – Djunis section	EBRD	06/12/12	8	1,500,000	EIA,FS,PD	IPF3	Execution	01/10/14	31/10/16	107.7	105.6	0.0	Preparation
185.	WB10-SER-TRA-02		SRB	TRA	Construction of Highway E-80 (Merdare to Doljevac)	EIB	04/12/13	10	900,000	ID,PFS	IPF4	Finalized	17/11/14	27/09/15				
186.	WB13-SER-TRA-01	PRJ-SRB-TRA-010	SRB	TRA	Preliminary design and feasibility study with ESIA for construction of Highway E-80	EIB	17/06/15	13	1,700,000	ESIA,FS,PD	IPF4	Execution	11/01/16	20/10/17	424.8	0.0	150.0	Preparation
187.	WB15-SRB-TRA-01		SRB	TRA	Preliminary design and feasibility study with ESIA for construction of Highway E-80 in Serbia (SEETO Route 7): from Kosovo (administrative crossing Merdare) to Plocnik	EIB	17/06/16	15	2,195,000	ESIA,FS,PD	IPF5	Preparation						
188.	WB14-SRB-TRA-01	PRJ-SRB-TRA-011	SRB	TRA	Orient/East-Med Corridor (R10) reconstruction and modernisation section Stalac - Krajlevo - Rudnica	EIB	16/12/15	14	1,400,000	FS	IPF5	Preparation			201.4	0.0	180.0	Preparation

Annex 2: Investment grants

No	Grant code	Project code	Beneficiary	Sector	Title of operation	Lead IFI	Date of award	Round	Grant amount	Grant services	Action impl. agent	Current stage	Start date	Expected completion date	Total estimated investments [€ M]	Signed loans amount [€ M]	Potential loans amount [€ M]	Project stage
1.	WB-IG00-ALB-ENE-01	PRJ-ALB-ENE-004	ALB	ENE	Albania – the former Yugoslav Republic of Macedonia power interconnection (I): Grid section in Albania	KfW	16/12/15	IG00	14,000,000	CF	KfW	Preparation	31/12/16	31/12/20	70.0	0.0	50.0	Preparation
2.	WB9-BIH-ENE-03	PRJ-BIH-ENE-006	BIH	ENE	Pale District Heating Project	EBRD	13/06/13	9	1,500,000	CF	EBRD	Cancelled			1.5	0.0	0.0	Cancelled
3.	MW-KOS-ENE-KFW-02	PRJ-KOS-ENE-001	KOS	ENE	Improvement of district heating Pristina	KfW	20/03/09	2	14,000,000	CF, PIU, TMA	KfW	Execution	14/11/11	31/12/16	37.7	5.0	0.0	Implementation
4.	WB-IG00-MKD-ENE-01	PRJ-MKD-ENE-005	MKD	ENE	Albania - the former Yugoslav Republic of Macedonia power interconnection (II): Grid section in the former Yugoslav Republic of Macedonia	EBRD	16/12/15	IG00	12,000,000	CF, TMA	EBRD	Preparation			50.6	37.0	0.0	Preparation
5.	WB-IG00-MNE-ENE-01	PRJ-MNE-ENE-001	MNE	ENE	Trans-Balkan Electricity Corridor: Grid section in Montenegro	KfW	16/12/15	IG00	25,000,000	CF	KfW	Execution	06/07/16	31/12/24	145.9	85.0	0.0	Implementation
6.	WB5-MNE-ENE-04	PRJ-MNE-ENE-002	MNE	ENE	Pjlevlja renewable energy heating	EBRD	26/06/11	5	2,500,000	ATP, CF, TMA	EBRD	Cancelled			6.5	0.0	4.0	Cancelled
7.	WB-IG00-SRB-ENE-01	PRJ-SRB-ENE-008	SRB	ENE	Trans-Balkan Electricity Corridor: Grid section in Serbia	KfW	16/12/15	IG00	6,600,000	CF, TMA	KfW	On hold	30/06/17	31/12/19	28.0	0.0	14.3	Preparation
8.	MW-ALB-ENV-CEB;KFW-02	PRJ-ALB-ENV-001	ALB	ENV	Water supply & sewage, Gjirokastra, Fier	KfW	20/03/09	2	4,680,000	CF	KfW	Finalized	23/12/10	31/12/15	31.9	16.0	0.0	Implementation
9.	MW-ALB-ENV-CEB;KFW-03	PRJ-ALB-ENV-002	ALB	ENV	Waste Water Pogradec	KfW	20/03/09	2	3,500,000	CF	KfW	Execution	23/12/10	31/12/15	13.5	10.0	0.0	Completed
10.	MW-ALB-ENV-CEB;KFW-06	PRJ-ALB-ENV-003	ALB	ENV	Kamza Water and Sanitation	KfW	20/03/09	2	5,500,000	CF	KfW	Execution	20/03/12	07/04/17	12.6	6.5	0.0	Implementation
11.	MW-BIH-ENV-CEB;KFW-04	PRJ-BIH-ENV-004	BIH	ENV	Water supply and sewerage collection in Banja Luka	KfW	20/03/09	2	2,000,000	CF	KfW	Finalized	12/10/09	31/12/14	19.1	10.0	0.0	Completed
12.	MW-BIH-ENV-EBRD-02	PRJ-BIH-ENV-001	BIH	ENV	Bijeljina Waste Water System Project - Phase II	EBRD	20/03/09	2	3,000,000	CF	EBRD	Finalized		28/02/15	33.0	12.0	0.0	Implementation
13.	MW-BIH-ENV-EIB-01	PRJ-BIH-ENV-003	BIH	ENV	Water and Sanitation (Velika Kladusa, Orasje, Bosanski Petrovac, Posusje, Siroki Brijeg)	EIB	20/03/09	2	17,000,000	CF	EIB	Execution		31/12/15	121.3	60.0	0.0	Implementation

No	Grant code	Project code	Beneficiary	Sector	Title of operation	Lead IFI	Date of award	Round	Grant amount	Grant services	Action impl. agent	Current stage	Start date	Expected completion date	Total estimated investments [€ M]	Signed loans amount [€ M]	Potential loans amount [€ M]	Project stage
14.	MW-KOS-ENV-KFW-01	PRJ-KOS-ENV-001	KOS	ENV	Rehabilitation of Pristina water supply and sewage network	KfW	20/03/09	2	11,000,000	CF	KfW	Execution	07/09/10	31/12/17	17.1	6.0	0.0	Implementation
15.	MW-MNE-ENV-EIB-02	PRJ-MNE-ENV-001	MNE	ENV	Rehabilitation and construction of water and waste water infrastructure in North	EIB	20/03/09	2	5,000,000	CF	EIB	Execution		31/12/15	114.8	31.5	0.0	Tendering
16.	WB8-MNE-ENV-32			ENV	Reconstruction of main water supply pipeline in Andrijevica	EIB	06/12/12	8	400,000	CF	EIB	Execution		31/12/15				
17.	MW-SER-ENV-CEB;KFW-01	PRJ-SRB-ENV-002	SRB	ENV	Medium-sized towns water wupply and sewerage Systems – Kraljevo	KfW	20/03/09	2	3,000,000	CF	KfW	Finalized	21/12/09	31/12/13	48.5	25.0	0.0	Implementation
18.	WB6-SER-ENV-03	PRJ-SRB-ENV-003	SRB	ENV	Construction of collectors II & VII and water well in Subotica and preparation of tech. docs. for sludge management	EBRD	07/12/11	6	2,040,000	ATP,CF,SOW, TMA	EBRD	Execution		31/12/15	24.6	11.0	0.0	Implementation
19.	WB6-MKD-SOC-02			SOC	Construction of physical education facilities in secondary schools, acquisition of equipment and refurbishment (Phase I)	CEB	07/12/11	6	1,000,000	ATP,CF, EIA, SOW	CEB	Execution	01/01/14	01/12/16				
20.	WB6-MKD-SOC-03	PRJ-MKD-SOC-003	MKD	SOC	Construction of physical education facilities in primary schools, acquisition of equipment and the rehabilitation of primary and secondary schools (Phase II)	CEB	07/12/11	6	2,000,000	ATP,CF,EIA,SOW	CEB	Execution	01/01/14	01/12/16	59.3	42.5	0.0	Implementation
21.	WB6-MKD-SOC-04	PRJ-MKD-SOC-004	MKD	SOC	Complementary funding for competition of works related to HPIs - Rehabilitation Phase I	CEB	07/12/11	6	3,000,000	CF	CEB	Finalized			46.0	23.0	0.0	Completed
22.	MW-ALB-TRA-CEB;KFW-07	PRJ-ALB-TRA-001	ALB	TRA	Feeder roads	KfW	20/03/09	2	9,000,000	CF	KfW	Execution	23/12/10	22/03/17	24.6	15.0	0.0	Implementation
23.	WB-IG00-BIH-TRA-01	PRJ-BIH-TRA-002	BIH	TRA	Mediterranean Corridor (CVc): Bosnia and Herzegovina - Croatia road interconnection	EIB	16/12/15	IG00	22,000,000	CF	EIB	Preparation			723.1	341.0	170.0	Implementation
24.	WB-IG00-BIH-TRA-02	PRJ-BIH-TRA-008	BIH	TRA	Mediterranean Corridor (R2a): Bosnia and Herzegovina - Croatia interconnection	EIB	16/12/15	IG00	6,800,000	CF	EIB	Preparation			130.0	65.0	0.0	Preparation
25.	WB-IG00-KOS-TRA-01	PRJ-KOS-TRA-001	KOS	TRA	Orient/East-Med Corridor (R10): The former Yugoslav Republic of Macedonia - Kosovo - Serbia rail interconnection (Phase 1)	EBRD	16/12/15	IG00	38,500,000	CF	EBRD	Preparation			94.5	38.4	0.0	Preparation

No	Grant code	Project code	Beneficiary	Sector	Title of operation	Lead IFI	Date of award	Round	Grant amount	Grant services	Action impl. agent	Current stage	Start date	Expected completion date	Total estimated investments [€ M]	Signed loans amount [€ M]	Potential loans amount [€ M]	Project stage
26.	WB-IG00-MNE-TRA-01	PRJ-MNE-TRA-004	MNE	TRA	Orient/East-Med Corridor (R4): Montenegro - Serbia rail interconnection	EIB	16/12/15	IG00	20,000,000	CF	EIB	Preparation			79.0	14.0	35.0	Tender Preparation
27.	MW-SER-TRA-EIB-03	PRJ-SRB-TRA-002	SRB	TRA	Reconstruction of the urban transport system (tramway and road) of the City of Belgrade	EIB	20/03/09	2	6,000,000	CF	EIB	Execution	31/10/14		183.9	90.0	0.0	Implementation

Annex 3: Sector development studies

No	Grant code	Project code	Beneficiary	Sector	Title of operation	Lead IFI	Date of award	Round	Grant amount	Grant services	Action impl. agent	Current stage	Start date	Expected completion date	Total estimated investments [€ M]	Signed loans amount [€ M]	Potential loans amount [€ M]	Project stage
1.	WB7-REG-ENE-SD-14	PRJ-MULTI-ENE-008	REG	ENE	Gas to Power Initiative and the Energy Community (EnC) Gas Ring in South East Europe	WB	14/06/12	7	1,000,000	SD	WB	Execution		30/06/17	1.0	0.0	0.0	Implementation
2.	WB9-REG-ENE-SPD-01	PRJ-MULTI-ENE-009	REG	ENE	Biomass heating in Western Balkans sector study	WB	13/06/13	9	875,000	SD	WB	Execution		31/12/16	0.9	0.0	0.0	Implementation
3.	WB14-REG-ENE-01	PRJ-MULTI-ENE-010	REG	ENE	Technical assistance for South East European Regional Security Coordination Initiative (SEE RSCI)	KfW	16/12/15	14	1,000,000	SD	KfW	Preparation	31/12/16	30/06/18	1.0	0.0	0.0	Preparation
4.	WB8-REG-ENV-03	PRJ-MULTI-ENV-001	REG	ENV	Support to water resources management in Drina River Basin	WB	06/12/12	8	1,200,000	RBMP, SD	WB	Execution	31/08/14	30/06/18	1.2	0.0	0.0	Implementation
5.	WB9-REG-ENV-SPD-01	PRJ-MULTI-ENV-002	REG	ENV	Klokot water source (Bihac) protection zone study	WB	13/06/13	9	750,000	SD	WB	Execution		30/04/16	0.8	0.0	0.0	Implementation
6.	WB7-REG-PSD-SD-02	PRJ-MULTI-PRI-002	REG	PSD	PPP institutional strengthening in the Western Balkans	EIB	14/06/12	7	1,000,000	SD	EIB	Finalized		31/10/14	1.0	0.0	0.0	Completed
7.	WB8-KOS-SOC-06	PRJ-KOS-SOC-001	KOS	SOC	Kosovo Education Improvement Project	WB	06/12/12	8	550,000	SD,TMA	WB	Execution		31/12/16				
8.	WB8-KOS-SOC-06	PRJ-KOS-SOC-001	KOS	SOC	Kosovo Education improvement Project	WB	06/12/12	8	550,000	SD,TMA	WB	Execution		31/12/16	0.6	0.0	0.0	Implementation
9.	WB6-SER-SOC-09	PRJ-SRB-SOC-006	SRB	SOC	Development of a concept for monitoring & evaluation of inclusive practice in Serbian education system	WB	07/12/11	6	350,000	SD,TMA	WB	Finalized	30/01/14	30/06/15	0.4	0.0	0.0	Completed
10.	WB7-REG-TRA-SD-02	PRJ-MULTI-TRA-001	REG	TRA	Updating the Regional Transport Study (REBIS)	WB	14/06/12	7	600,000	SD	WB	Finalized		30/06/15	0.6	0.0	0.0	Completed

Annex 4: Interest rate subsidies

No	Grant code	Project code	Beneficiary	Sector	Title of operation	Lead IFI	Date of award	Round	Grant amount	Grant services	Action impl. agent	Current stage	Start date	Expected completion date	Total estimated investments [€ M]	Signed loans amount [€ M]	Potential loans amount [€ M]	Project stage
1.	WB7-KOS-ENE-09	PRJ-KOS-ENE-003	KOS	ENE	Implementation of energy efficiency measures in public buildings in the municipality level	KfW	14/06/12	7	2,500,000	IRS,PIU,TMA	KfW	Execution	20/07/16	30/06/28	8.1	2.5	0.0	Tender Preparation
2.	WB6-BIH-ENV-19	PRJ-BIH-ENV-009	BIH	ENV	Water & sewerage - Mostar	EIB	07/12/11	6	545,000 2,000,000	SOW, TMA,TD IRS	IPF3 CEB	Execution Execution	01/12/12	31/10/16	121.3	60.0	0.0	Implementation
3.	TA-ALB-10	PRJ-ALB-SOC-001	ALB	SOC	Education, Excellence and Equity Project (EEE-P) and Rehabilitation of Tirana Schools – 2nd Phase	CEB	14/06/08	1	1,500,000 2,742,211	TMA IRS,TMA	IPF1 CEB	Finalized Finalized	01/11/09 01/11/09	01/04/12 01/04/12	61.1	14.0	0.0	Completed
4.	WB4-BIH-SOC-02	PRJ-BIH-SOC-001	BIH	SOC	Support to the construction of a Maximum Security State Prison	CEB	25/06/10	4	3,200,000	DD,IRS,OTH	IPF1	Finalized	01/07/10		40.8	19.3	0.0	Implementation
5.	WB7-BIH-SOC-04	PRJ-BIH-SOC-003	BIH	SOC	Support for vulnerable persons living in collective accommodation	CEB	14/06/12	7	3,623,655	IRS, SOW, TMA	CEB	Execution	01/12/15	31/12/17	79.2	0.0	55.0	Preparation
6.	WB7-BIH-SOC-05	PRJ-BIH-SOC-004	BIH	SOC	Integra Sport and Cultural Facility (Mostar Centre)	CEB	14/06/12	7	2,550,000 35,000	IRS,PIU TMA	IPF2 CEB	Finalized Finalized	01/02/13 01/02/13	01/05/14 01/05/14	24.0	0.0	12.0	Preparation

Annex 5: Financing facilities

No	Grant code	Project code	Beneficiary	Sector	Title of operation	Lead IFI	Date of award	Round	Grant amount	Grant services	Action impl. agent	Current stage	Start date	Expected completion date	Total estimated investments [€ M]	Signed loans amount [€ M]	Potential loans amount [€ M]	Project stage
	WB7-REG-ENE-09	PRJ-MULTI-ENE-006	REG	ENE	Establishment of a Regional Energy Efficiency Programme for the Western Balkans	EBRD	14/06/12	7	23,350,000	CF,EFA,FF,TMA	EBRD	Execution			169.4	142.0	0.0	Implementation
	WB15-REG-ENE-02	PRJ-MULTI-ENE-011	REG	ENE	Regional Energy Efficiency Programme for the Western Balkans - REEP Plus	EBRD	17/06/16	15	1,800,000	EFA,FF,TMA	EBRD	Preparation			197.5	0.0	158.0	Preparation
	WB10-REG-PSD-01	PRJ-MULTI-PRI-001	REG	PSD	Establishment of Western Balkan Venture Capital Fund (WBVCF) and Guarantee Facility (WBGF) - Phase II	EIB	04/12/13	10	3,300,000	FF,OTH	EIB	Execution	04/12/13		192.5	35.0	85.0	Completed
	WB5-REG-PSD-01		REG	PSD	Establishment of Western Balkan Venture Capital Fund (WBVCF) and Guarantee Facility (WBGF)	EIB	07/12/11	6	34,200,000	FF,OTH	EIB	Execution						

Abbreviations

ALB	Albania
AMR	Automated Meter Reading
ATP	Assistance to Tendering Process
BiH/BIH	Bosnia and Herzegovina
CBA	Cost-Benefit Analysis
CD	Concept Design
CEB	Council of Europe Development Bank
IG	Co-financing
CHP	Combined Heat and Power
DD	Detailed Design
EBRD	European Bank for Reconstruction and Development
EC	European Commission
EE	Energy Efficiency
EEE-P	Education, Excellence and Equity Project
EFA	Economic and Financial Appraisal
EIA	Environmental Impact Assessment
EIB	European Investment Bank
ENE	Energy Sector
ENV	Environment Sector
ESIA	Environmental and Social Impact Assessment
EU	European Commission
FBiH	Federation of Bosnia and Herzegovina
FAA	Financial Affordability Analysis
FS	Feasibility Study
HPI	Health Provider Institution
HPP	Hydro Power Plant
HR/HVR	Croatia
ID	Identification
IFI	International Financial Institution
IPA	Pre-Accession Assistance

IPF	Infrastructure Projects Facilities
IRS	Interest Rate Subsidies
JLF	Joint Lending Facility
KfW	Kreditanstalt für Wiederaufbau
KOS	Kosovo
Lead IFI	Lead Financial Institution
LNG	Liquefied Natural Gas
M	Million
MD	Main Design
MIS	Management Information System
MKD	The former Yugoslav Republic of Macedonia
MNE/MON	Montenegro
MW	Municipal Window
OHL	Overhead Line
OTH	Other Services
PD	Preliminary Design
PFG	Project Financiers' Group
PFS	Pre-feasibility Study
PIU	Support to Project Implementation Unit
PMMR	Performance-Based Maintenance and Management
PMU	Project Management Unit
PPP	Public-Private Partnership
PSD	Private Sector Development
RBMP	River Basin Management Plan
REBIS	Regional Balkans Infrastructure Study in Transport
REEP	Regional Energy Efficiency Programme for the Western Balkans
REG	Regional Project
RES	Renewable Energy Source
RS	Republika Srpska
SC	Steering Committee
SD	Sector Development
SDP	Sector Development Project
SEECCL	South East European Centre for Entrepreneurial Learning
SEETO	South East Europe Transport Observatory
SER/SRB	Serbia

SIA	Social Impact Assessment
SOC	Social Sector
SOW	Supervision of Works
SS	Sector Study
TA	Technical Assistance
TEN-T	Trans-European Transport Network
TMA	Technical and Management Assistance
ToR	Terms of Reference
TRA	Transport Sector
TSO	Transmission system operator
WB	World Bank Group
WB EDIF	Western Balkans Enterprise Development and Innovation Facility
WBGF	Western Balkans Guarantee Facility
WBIF	Western Balkans Investment Framework
WBVCF	Western Balkans Venture Capital Fund
WWTP	Wastewater Treatment Plant

Western Balkans
Investment Framework

WBIF



THIS PROJECT
IS FUNDED BY THE
EUROPEAN UNION