



# Monitoring Report

## November 2017

\* This designation is without prejudice to positions on status, and is in line with UNSCR 1244 and the ICJ Opinion on the Kosovo Declaration of Independence.



This publication has been produced with the financial support of the European Union. The contents of this publication are the sole responsibility of Mott MacDonald IFICO Consortium and can in no way be taken to reflect the views of the European Union.

---

# CONTENTS

---

1. Executive summary	p. 4
2. Introduction	p. 5
3. Overview of the WBIF portfolio	p. 6
4. Status of the Joint Grant Facility	p. 15
5. Status of the Joint Lending Facility	p. 19
6. Analysis of the investment portfolio	p. 22
Annex: 2008 - 2017 WBIF Grants	p. 28
Abbreviations	p. 48



Highway, Serbia

© European Union, 2017  
Reproduction is authorized provided that the source is acknowledged.

Pictures: ©Shutterstock (p. 2-3)

**WBIF Secretariat**  
DG NEAR, Unit D5  
EUROPEAN COMMISSION  
[www.wbif.eu](http://www.wbif.eu)  
[near-wbif@ec.europa.eu](mailto:near-wbif@ec.europa.eu)

---

# EXECUTIVE SUMMARY

---

The report examines the composition of the WBIF pipeline, the progress with the implementation of the grants awarded within the Joint Grant Facility and of the projects supported, and the progress towards the financing of planned investment projects.

Over a period of nine years and through twenty rounds of approvals, the WBIF has developed a mature portfolio of 149 projects with a total estimated investment volume of €15.5 billion in the energy, transport, environment, social and private sector development sectors in seven beneficiary countries - Albania, Bosnia and Herzegovina, Croatia, the former Yugoslav Republic of Macedonia, Kosovo\*<sup>1</sup>, Montenegro, and Serbia.

Excluding cancellations, the WBIF portfolio consists of 240 grants with a total value of €645.2 million. Primarily focused on technical assistance (189 grants for €194.7 million) and investment grants (29 grants for €335.6 million), the WBIF has also financed sector development studies (10 grants for €9.3 million), interest rate subsidies (6 grants for €18.7 million), and financing facilities (6 grants for €92.1 million).

There continues to be a relatively balanced distribution of the number of grants between the energy, environment and social sectors, while the transport sector is the primary receiver of grants. By value, most of the funds have been allocated to projects in the transport (€296.9 million by 75 grants) and energy (€170.9 million by 59 grants) sectors, followed by the environment (€93.9 million by 58 grants), social (€43 million by 44 grants) and private sector development (€40.5 million by 4 grants). A marked difference in the distribution of the grant volume per sector has been made by the approval of 11 investment grants (€246.5 million) to Connectivity projects in 2015 and 2016 and of 2 grants to REEP Plus (€29.4 million). There is also a fairly well-balanced distribution of grants between beneficiaries, with a slightly larger share benefiting smaller and less developed countries.

The progress achieved in the implementation of grants is satisfactory. A total of 121 grants (€160.1 million) have been completed, 118 grants (€484.3 million) are under execution, 1 grant (€0.8 million) has been put on hold, and 24 grants (€22.9 million) have been cancelled.

Loan agreements have been signed to 80 projects (€5 billion in signed loans to investments estimated at €9.8 billion), out of which 66 projects (€7.5 billion investments) have progressed to tendering or implementation/construction.

A total of 18 projects (€285.5 million investments) have been completed, out of which 11 are infrastructure projects with an overall investment volume of €280.6 million and 7 are sector studies for €4.9 million.

---

<sup>1</sup> \*This designation is without prejudice to positions on status, and is in line with UNSCR 1244/1999 and the ICJ Opinion on the Kosovo Declaration of Independence.

---

# INTRODUCTION

---

The Western Balkans Investment Framework was established in 2009 as a joint initiative of the European Commission (EC), the Council of Europe Development Bank (CEB), the European Bank for Reconstruction and Development (EBRD) and the European Investment Bank (EIB). The World Bank Group (WBG) and the KfW Development Bank (KfW) subsequently joined the WBIF. In June 2017, the KfW became partner organisation to the WBIF.

The WBIF is a regional blending facility supporting EU enlargement and socio-economic development in the Western Balkans beneficiary countries by providing financing and technical assistance to strategic investments in the five sectors (energy, environment, social, transport, and private sector development). These investments contribute to the achievement of strategic priorities defined in national, regional and EU accession policies. Aside from infrastructure projects, the WBIF also finances general sector studies and capacity building operations thus contributing to the overall development of investments in the Western Balkans.

Whilst the efficient implementation of infrastructure projects is the core of the WBIF, a holistic perspective on all areas improving the “business enabling environment” has grown in importance. Therefore the WBIF’s strategic orientation extends, in addition to the above mentioned sectors, to energy efficiency and renewables (REEP, GGF) and private sector development (WB EDIF, EFSE).

The WBIF impacts through a coordinated effort invested in the preparation and selection of priority projects for financing by blending:

- grants from the European Commission's Instrument for Pre-Accession (IPA) and 20 Bilateral Donors; with
- loans from the participating financial institutions; and
- national finance.

Since 2014, the WBIF has been at the core of the Berlin Process - an EU initiative aimed at revitalising the ties between the Western Balkans and the EU Member States as well as those amongst the Western Balkan beneficiaries. Until 2020, the EC plans to make available up to €1 billion financing for priority connectivity (energy and transport) infrastructure investments.

The purpose the Monitoring Report is to provide an overview of the WBIF portfolio to the members of the Project Financiers’ Group (PFG) and to the Steering Committee. The report is designed to provide an executive overview of the status of the actions and projects in the portfolio and to report how these are developing with regard to the target objectives. It presents:

- an overview of the composition of the portfolio;
- a review of the status of project preparation and the use of the grants awarded (Joint Grant Facility);
- a review of the progress towards financing projects (Joint Lending Facility);
- an analysis of the portfolio in terms of leverage and project development timelines.

Key information on the portfolio is presented by beneficiary and sector in the annex of the report.

This semi-annual report highlights what has happened in the implementation of the grants and projects in the portfolio, but unlike an evaluation report, it does not provide reasons for developments or issue recommendations.

The report is based on the information available in the WBIF Management Information System (MIS) as of 24 October 2017.

# OVERVIEW OF THE PORTFOLIO

The existing portfolio has developed through seventeen rounds of grants for technical assistance and three rounds of investment co-financing to fund project preparation and implementation activities, investment grants, and incentive schemes over nine years. Since 2014, the WBIF activities have expanded due to the fact that it has been channelling the IPA II multi-country envelope for co-financing of energy and transport projects under the Connectivity Agenda and to the opening of investment rounds to the environment and social sectors in September 2016 following the positive trend of Bilateral Donor pledges.

Overall, the WBIF has approved a total of 260 grants for a cumulative value of €664.4 million to finance 175 projects distributed across five eligible sectors - energy, environment, social, transport, and private sector development.

Figure 1: Grants approved per round

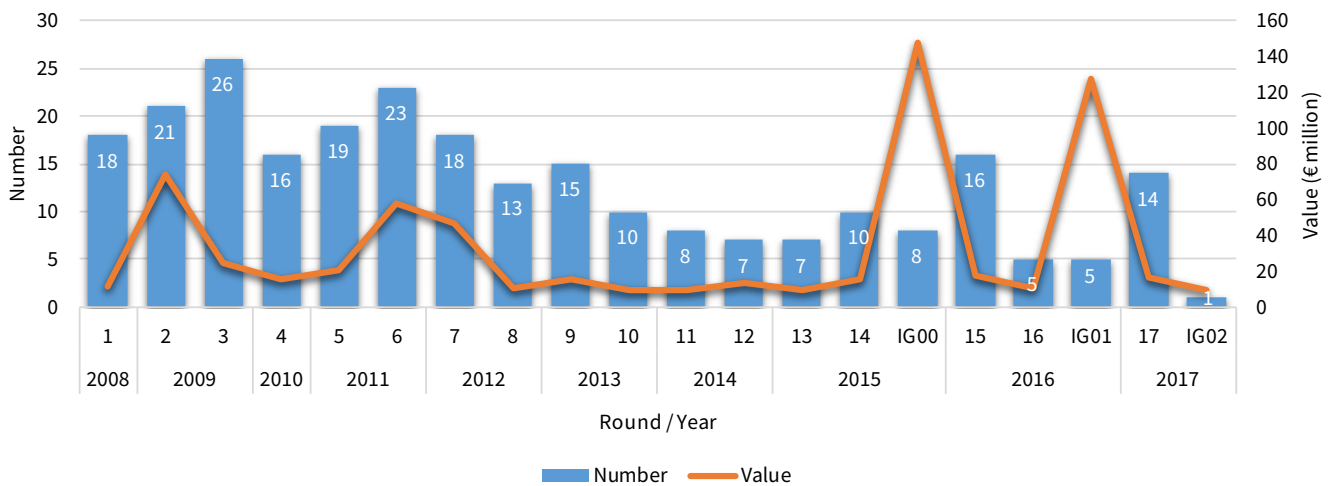
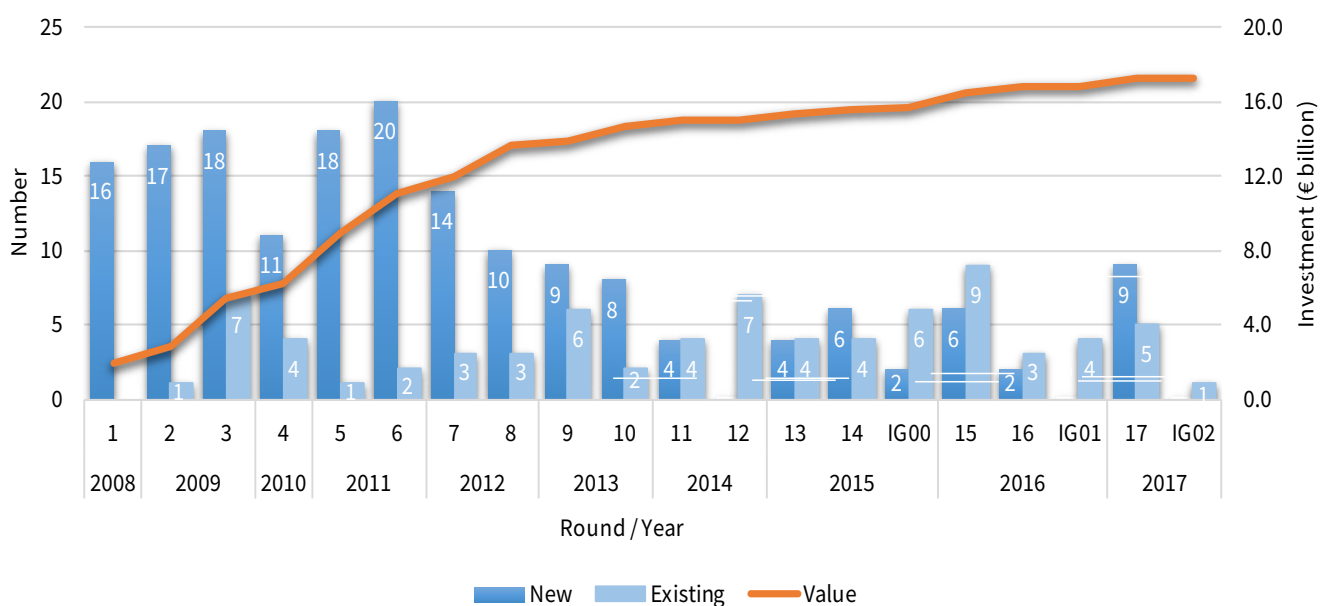


Figure 2: Projects financed per round



The grants have been awarded to seven Beneficiaries across the Western Balkans: Albania, Bosnia and Herzegovina, Croatia (until 1 July 2013), the former Yugoslav Republic of Macedonia, Kosovo, Montenegro, and Serbia.

To date, 24 grants (€22.9 million) have been cancelled due to poor or non-performance and the financing of 30 projects have been withdrawn or continued outside the framework. As a result, the current portfolio consists of 240 grants with a total value of €645.2 million including four IPF assignments for advisory services (regional sector studies), that support 149 projects with investments estimated at €15.5 billion overall. The grant to project ratio is 1.6 as more that one grant have been made available for the same project in several cases.

In this reporting period, one call for technical assistance (Round 17) was completed with the approval of 14 grants (€16.8 million in grant) to projects in four eligible sectors (energy, environment, social, transport) from all six Beneficiaries. In addition, the first investment grant to non-connectivity projects, environment, was approved under Investment Round 2 (€9 million in grant) with financing from Bilateral Donors via the Joint Fund.

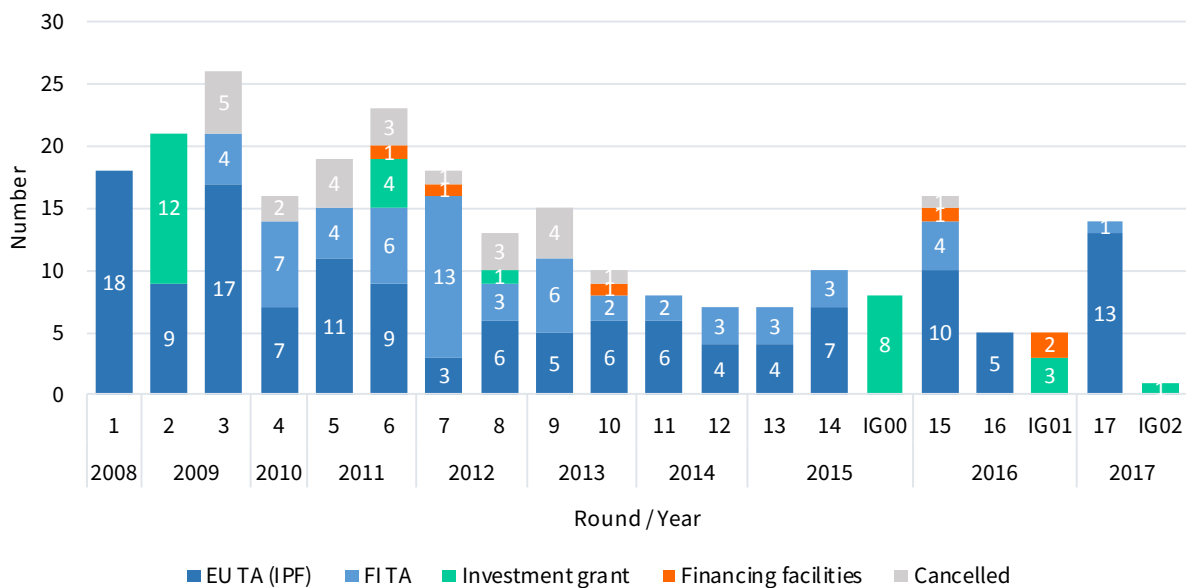
In operational terms, 121 grants (€160.1 million) and 18 projects (€285.5 million investments) have been completed, out of which 11 are infrastructure projects with an overall investment volume of €280.6 million and 7 are sector studies of €4.9 million in total.

## DISTRIBUTION BY ROUND

The rounds have witnessed a constant demand for grants, which resulted in the approval of 19 grants on average in Rounds 1-9; it dropped to 8 grants in Rounds 10-14, and, subsequently, increased to 12 grants in Rounds 15-17. The decrease in the number of grants approved per round has been mainly determined by an increase in quality requirements concurrent with specific eligibility criteria that favour high impact projects, grant additionality and leverage conditions, within the constraints of a limited fiscal space for bankable projects.

The requests for investment grants under the Connectivity Agenda and to projects in the environment and social sectors have greatly exceeded the available funds, and their approval has also depended on project maturity, impact, and additionality of the grants. A total of 11 grants to connectivity projects were approved in 2015-16 (IG00 and IG01), and 1 grant to one environment project in June 2017 (IG02).

Figure 3: Development of the portfolio by round

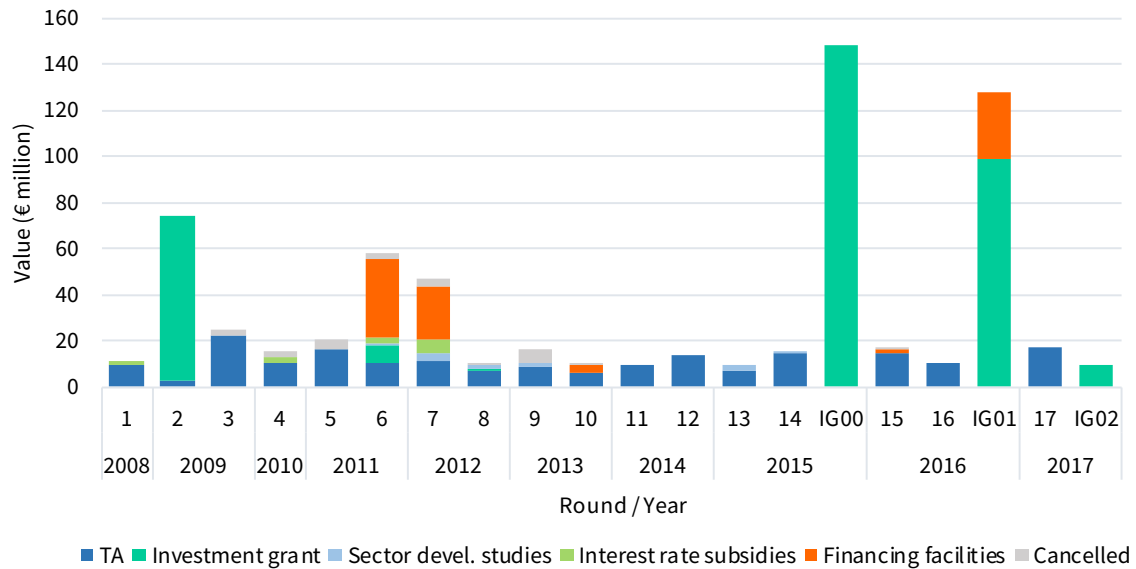


The total value of the grants approved in each round has varied substantially, from €9 million in Round 7 to €148 million in Investment Round 0 (IG00). The investment grants allocated under the IPF Municipal Window in Round 2 (€71.7 million), those to the Western Balkans Enterprise Development & Innovation Facility (WB EDIF) in Round 6 and 10 (€37.5 million) and the Regional Energy Efficiency Programme for the Western Balkans (REEP & REEP Plus) in Round 7 and Investment Round 1 (€52.7 million), and the investment grants to connectivity projects in Investment

Round 0 and 1 (€255.5 million) and to one environment project in Investment Round 2 (€9 million) have contributed substantially or in full to these rounds.

The average amount approved for technical assistance is €1 million to 195 grants, while for investment grants is nearly €11 million to 31 grants.

Figure 4: Value of grants approved per round



## DISTRIBUTION BY GRANT TYPE

The WBIF supports strategic investment projects that contribute to economic competitiveness, growth and job-creation in five priority sectors. The support has varied with the type of project, as such the WBIF resources have been used for:

- 189 grants (€194.7 million) for technical assistance in the preparation and implementation of 103 projects with a total estimated investment volume of €12 billion. Technical assistance has been provided mainly for preparation of eligible investment projects (e.g. feasibility studies, impact assessments, design, etc.), project supervision and targeted capacity building and implementation support.
- 10 grants (€9.3 million) for sector development studies.
- 29 investment grants (€335.6 million) to co-finance 27 projects with a total estimated investment volume of €2.5 billion. At present, investment grants which are funded from EU contributions (IPA II) channelled through the Joint Fund support connectivity projects only, i.e. regional projects in the energy and transport sectors. Those funded from the Bilateral Donors contributions via the Joint Fund can be allocated to investment projects across all WBIF sectors, and are currently used to complement the European Commission’s strong focus on connectivity.
- 6 grants (€92.1 million) to provide assistance to financing mechanisms/facilities (WB EDIF, REEP and REEP Plus).
- 6 grants (€13.5 million) for interest rate subsidies, each including a TA component, to 6 projects estimated at €400 million investments;

Two investment grants (€4 million) and twenty-two grants for technical assistance (€18.9 million) have been cancelled, which led to withdrawal of financing of 23 projects (€833 estimated investments). In addition, 7 projects (€953 million), which received €3.3 million in grant, have not materialized due to Beneficiary change in priorities, failure to secure loans, or financing outside WBIF; these are also considered cancelled.

The composition of the portfolio by type of grants and sector is summarised in Table 2, where the sector development studies are totalled under the TA grants.



Figure 5: Distribution of grants by type

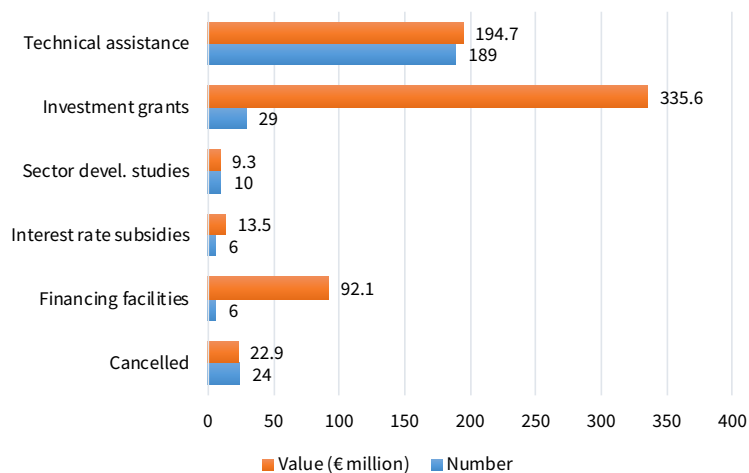


Figure 6: Projects supported by type of grant

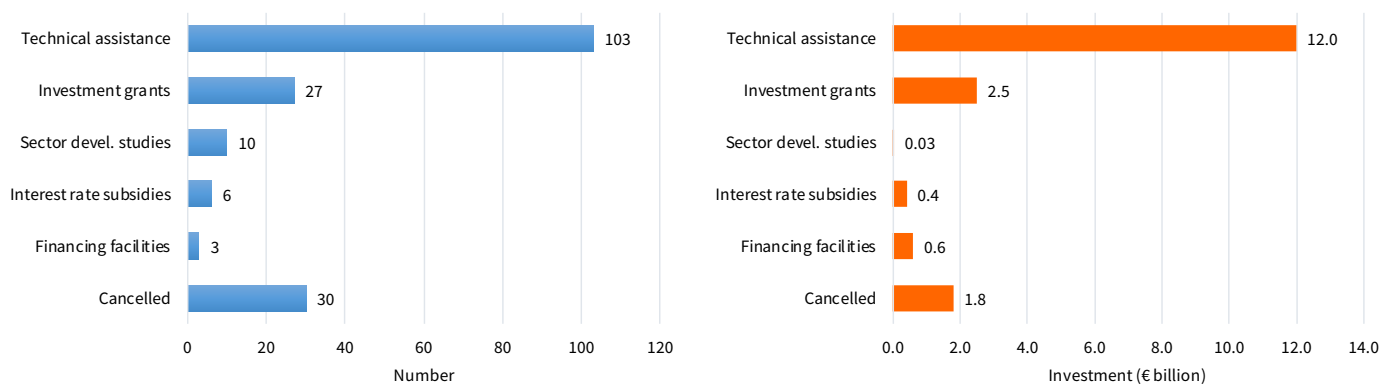


Table 1: Distribution of grants by type per sector

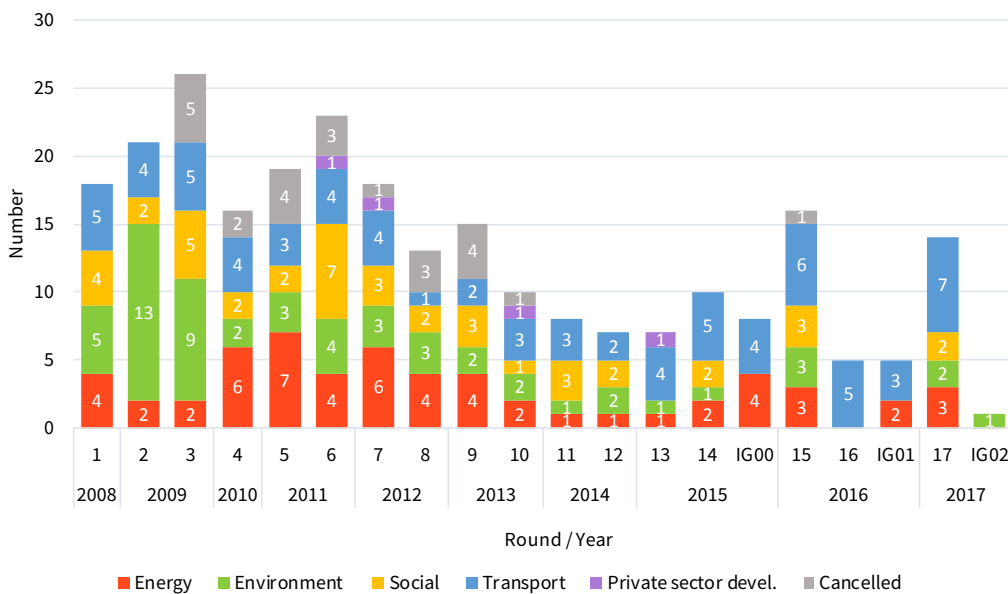
Type of grant	Energy		Environment		Social		Transport		Private sector development		Total	
	€ million	n°	€ million	n°	€ million	n°	€ million	n°	€ million	n°	€ million	n°
EU TA (IPF)	29.9	35	28.6	37	22.5	29	60.0	47			141.0	148
FI TA	19.1	22	12.5	14	11.1	11	36.2	24	3	2	81.9	73
Investment grants	75.6	7	54.1	12	6.0	3	203.9	9			339.6	31
Interest rate subsidies	2.5	1	2.5	1	8.5	4					13.5	6
WB EDIF									37.5	2	37.5	2
REEP, REEP Plus	54.6	4									54.6	4
<b>Total</b>	<b>181.7</b>	<b>69</b>	<b>97.7</b>	<b>64</b>	<b>48.1</b>	<b>47</b>	<b>300.1</b>	<b>80</b>	<b>40.5</b>	<b>4</b>	<b>668.1</b>	<b>264</b>
Cancelled	10.8	10	3.8	6	5.1	3	3.2	5	0	0	22.9	24
<b>TOTAL</b>	<b>170.9</b>	<b>59</b>	<b>93.9</b>	<b>58</b>	<b>43</b>	<b>44</b>	<b>296.9</b>	<b>75</b>	<b>40.5</b>	<b>4</b>	<b>645.2</b>	<b>240</b>

## DISTRIBUTION BY SECTOR

There continues to be a relatively balanced distribution of the number of grants between the energy, environment and social sectors, while the transport sector is the primary receiver of grants. Whereas the environment projects dominated the first three rounds, mainly due to the investment grants allocated under the IPF Municipal Window in 2009, the energy projects had the largest share in Round 4 to 10, and the transport projects have taken the lead in last seven rounds. The private sector development was introduced as a sector in Round 5, which resulted in the approval of the first grant to WB EDIF.

The first two investment rounds (IG00, IG01) were dedicated to projects eligible under the Connectivity Agenda (energy and transport projects) on account of the source of funds (IPA II multi-country financing allocation for 2014-2020). Starting from June 2016, the calls have been open to all four key infrastructure sectors due to the increased contributions of the Bilateral Donors to the Joint Grant Fund; moreover, the first investment grant to the environment sector was approved in the ongoing round (IG02) in June 2017.

Figure 7: Development of the portfolio by sector



With 75 grants for a total value of €296.9 million to 45 projects of €6.4 billion overall estimated investments, transport is the most active sector. Railways and roads are the largest beneficiaries with €203.1 million and €83.1 million respectively. The WBIF grants have financed TA for the development and implementation of projects that are part of the regional network and co-financed the construction of Core Corridors projects. Funds have also been allocated to investments in urban transport, seaports, and for regional sector studies.

Energy is the second most active sector with 59 grants for a value of 170.9 million to 42 projects of €4.2 billion overall estimated investments. The focus is on connectivity (electricity and gas transmission with €83.8 million) and sustainable energy (energy efficiency and renewables with €68.5 million), although projects for rehabilitation and extension of district heating systems have also benefited from funding. Both technical assistance and investment grants have been provided, with the co-financing support restricted to Projects of Energy Community Interest (PECIs) and Projects of Mutual Interest (PMIs). REEP and REEP Plus have the largest share, €54.6 million in grant, of the financing allocated to sustainable energy efficiency investments.

Environment has been allocated 58 grants for a total of €93.9 million to finance 35 projects with an overall estimated investment volume of €1.4 billion. The sector priorities are water and wastewater which has received €77.6 million, water resources conservation and flood protection with €14 million, as well as solid waste with €2.3 million. The sector benefited from both technical assistance and investment grants, the latter with a total of €54.1 million granted to water and wastewater projects under the IPF Municipal Window (Round 2), in Rounds 6, 8, and Investment Round 2.

Social sector has received 44 grants for a total of €43 million to finance 24 projects with an overall estimated investment volume of €3.3 billion. The grants have financed TA for project preparation and implementation, co-financing, and strategic studies for construction and/or modernisation of education, research and cultural establishments (€16.7 million), health (€8.3 million) and judiciary (€12.4 million) facilities, as well as social housing (€4.2 million) and municipal and rural infrastructure (€1.4 million).

Although private sector development benefited from only 4 grants, in terms of volume it is a significant contributor to the WBIF activities with €40.5 million. These grants have been allocated to WB EDIF and for TA in strengthening the capacity for using public-private partnerships (PPP) in financing projects in the region.

Figure 8: Number and value of grants by sector

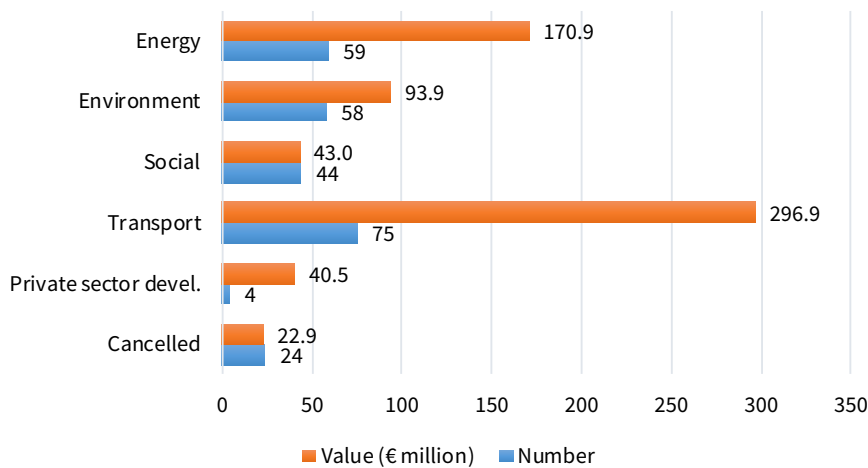
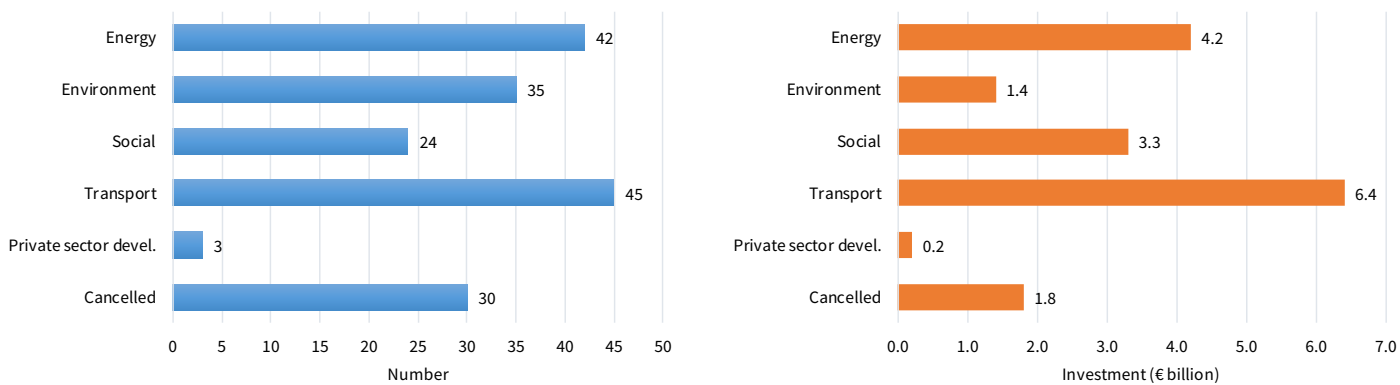


Figure 9: Projects supported by sector



## DISTRIBUTION BY BENEFICIARY

There continues to be a balanced distribution of the number of grants between Beneficiaries, with the largest share allocated to projects in Serbia (SRB) and Bosnia and Herzegovina (BIH), followed by Albania (ALB) and Montenegro (MNE), Kosovo (KOS), and the former Yugoslav Republic of Macedonia. Croatia (HRV) was an active participant from Round 3 until 1 July 2013, when it became an EU Member State; it also had the status of EU candidate, which made it ineligible for receiving IPA I funds for projects in the environment and transport sectors.

The number of grants received by each Beneficiary has depended on the specific eligibility criteria of each round, the additionality and leverage of the grants, the quality of applications received, the impact and the development stage of the project proposals, and the constraints of a limited fiscal space for bankable projects in the countries.

Figure 10: Development of the portfolio by Beneficiary

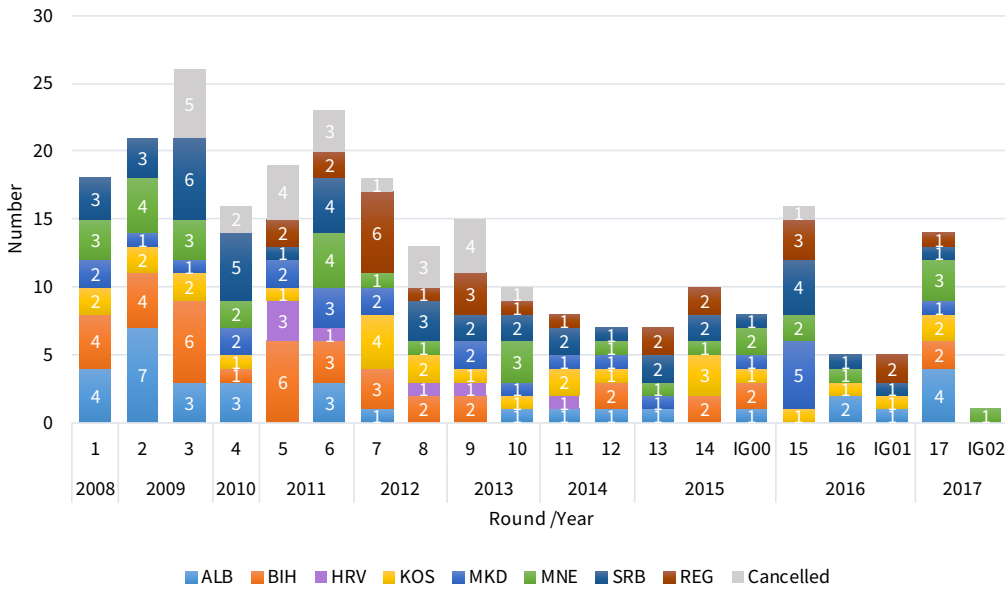


Figure 11: Number and value of grants per Beneficiary

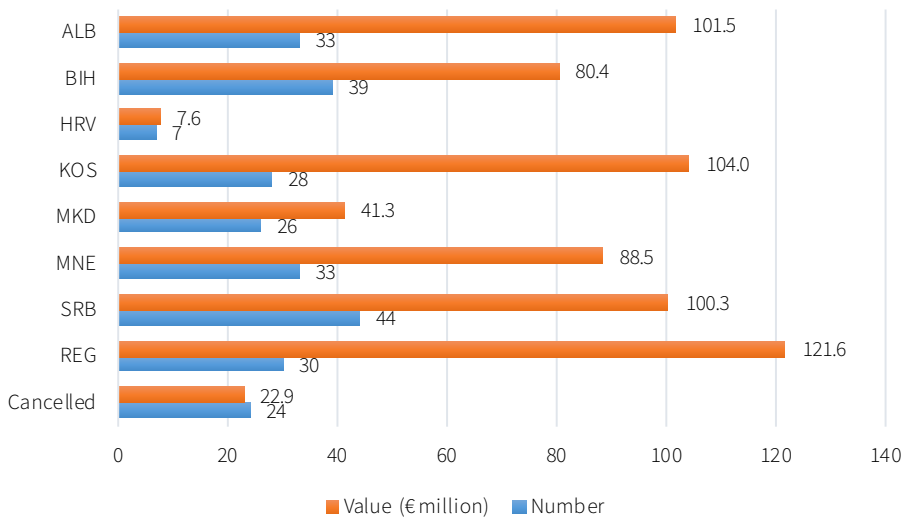
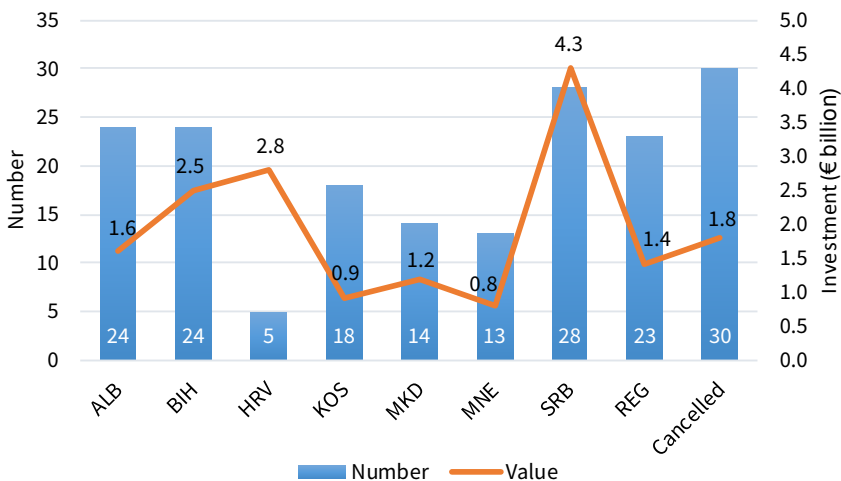


Figure 12: Projects supported by Beneficiary



---

In terms of funding per sector, all the Beneficiaries have received financing assistance for projects in the four key infrastructure sectors, although the distribution varies between beneficiaries and sectors.

Albania has benefitted from 33 grants totalling €101.5 million that cover TA and investment co-financing. Investment grants have been allocated via the IPF Municipal Window, €32.7 million for water and wastewater systems and upgrading of feeder roads, and Connectivity Agenda, €50.2 million for rehabilitation of Rail CVIII and construction of the electricity interconnection with the former Yugoslav Republic of Macedonia as part of the East-West Electricity Corridor. The investments are estimated at €1.6 billion through 24 projects across all eligible sectors, and they have been instrumental in ensuring access to continuous water supply and electricity, modern sanitation services, better schools and health facilities, competitive energy sources, as well as safe and efficient transport routes and seaports.

Bosnia and Herzegovina has benefitted from 39 grants totalling €80.4 million for TA and investment co-financing. The Investment grants have been provided via the IPF Municipal Window, €11.5 million for water and wastewater and district heating systems, and Connectivity Agenda, €31.9 million for construction of Road CV and R2a. The investments are estimated at €2.5 billion through 24 projects across all eligible sectors, which targeted key infrastructure for electricity distribution, hydropower generation, water and wastewater systems, flood protection, rail and road transport, health, detention facilities, sports and cultural facilities, and social housing.

The former Yugoslav Republic of Macedonia has benefitted from 26 grants totalling €41.3 million for TA and investment co-financing. The investment grants (€6 million) have financed the rehabilitation of primary and secondary schools and of health provider institutions (Round 6), and the construction of the electricity interconnection with Albania as part of the East-West Electricity Corridor under the Connectivity Agenda (€12 million in grant). The investments are estimated at €1.2 billion through 14 projects across all eligible sectors, which have been crucial in the development of key road and rail routes, construction of the first renewables scheme in the country and capacity improvements in energy distribution, better schools, healthcare, and detention facilities.

Kosovo has benefitted from 28 grants totalling €104 million for TA and investment co-financing. The investment grants have been allocated via the IPF Municipal Window, €25 million for water supply and sewerage networks and rehabilitation of district heating, and Connectivity Agenda, €56.1 million for general rehabilitation of Rail R10. The investments are estimated at nearly €900 million through 18 projects across all eligible sectors, which have helped build essential infrastructure and ensure provision of municipal services (water and wastewater, solid waste management, district heating), upgrade secondary and tertiary healthcare institutions, support energy efficiency improvements, and develop rail and road transport routes.

Montenegro has benefitted from 33 grants totalling €88.5 million for TA and investment co-financing. The investment grants have been provided via the IPF Municipal Window, €7.9 million for water supply, sanitation, and biomass-based district heating, and Connectivity Agenda, €54 million for construction of Trans-Balkan Electricity Corridor, rehabilitation of Rail R4, and construction of new WWTP in Podgorica. The investments are estimated at nearly €800 million through 13 projects across all eligible sectors, which have helped implement several water and wastewater systems, biomass-based district heating and regional solid waste schemes, improved gas and electricity distribution networks, better social care facilities, and development of essential road and rail transport routes.

Serbia has benefitted from 44 grants totalling €100.3 million for TA and investment co-financing. The Investment grants have been allocated via IPF Municipal Window, €9 million for water supply in sewerage in medium-sized towns and reconstruction of urban transport system in Belgrade, €2 million in Round 6 for sewerage and sludge treatment, and Connectivity Agenda, €51.3 million for construction of Trans-Balkan Electricity Corridor and modernisation of Rail CXc. The investments supported are estimated at €4.3 billion through 28 projects across all eligible sectors, which have targeted RD&I and start-up incubator facilities, schools retrofitting, social housing, modernisation of judiciary facilities, municipal services (water, wastewater, district heating), electricity and gas transmission, road and rail routes, and urban transport.

Regional projects, that is those benefitting more than one country and facilitating regional cooperation, are an important part of the portfolio with 23 projects for an overall estimated investment value of €1.4 billion, which have received 30 grants totalling €121.6 million. These are largely represented by regional transport and energy interconnections, followed by two financing facilities - REEP and REEP Plus for energy efficiency investments in

both public and private sector, and WB EDIF for SME support. Fourteen sector studies, research projects that identify and facilitate the development of future investment projects, have also been financed. Examples include the REBIS Transport Study, the regional connectivity networks gap analysis and the regional strategy for sustainable hydropower, water resources management and a regional gap analysis/needs assessment on implementing EU Floods Directive, education initiatives, a regional assessment of options for biomass-based heating, and a regional PPP institutional strengthening and capacity building effort.

Figure 13: Value of grants per beneficiary by sector (excluding cancellations)

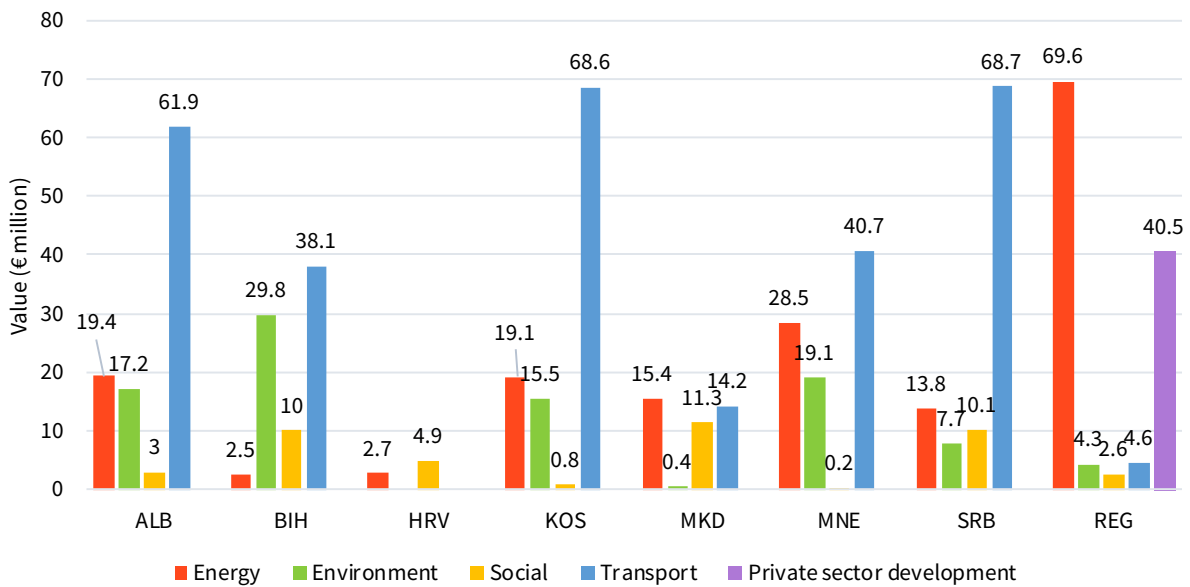
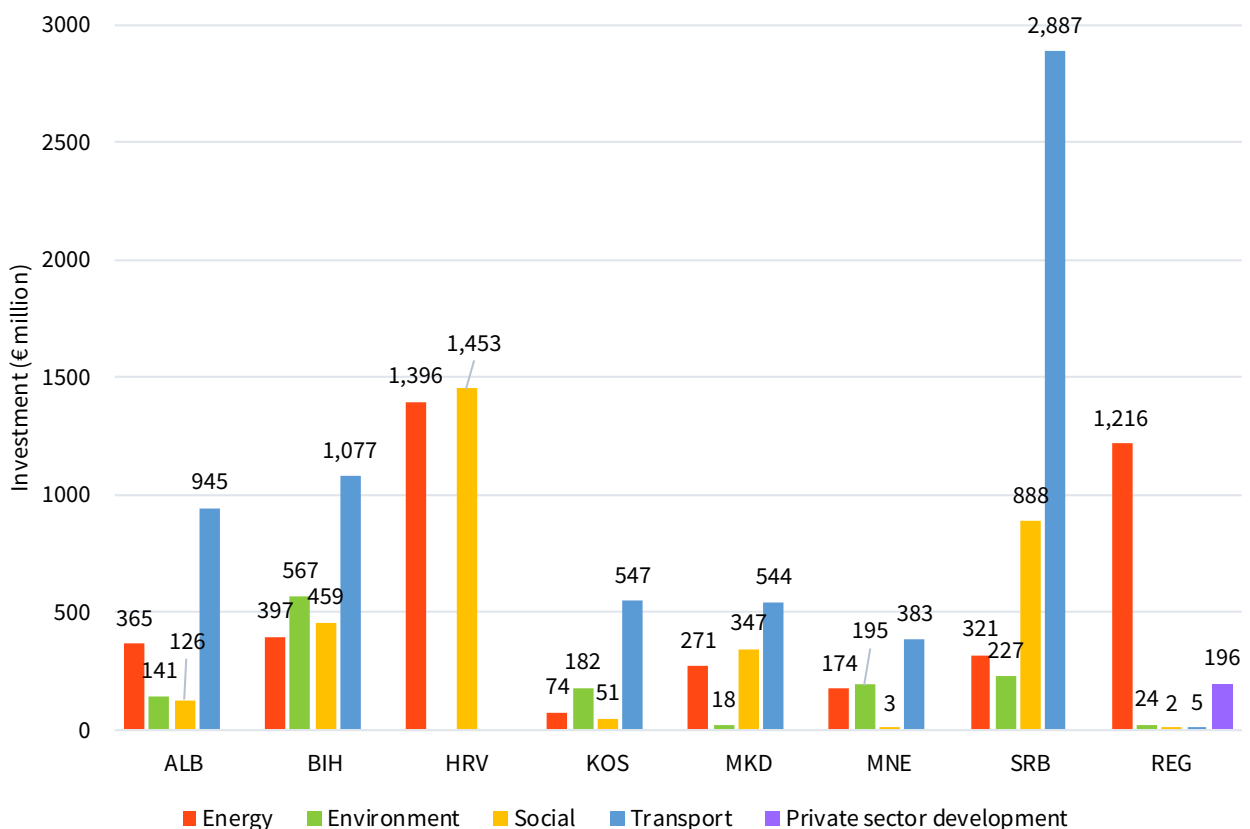


Figure 13: Projects supported per Beneficiary by sector (excluding cancellations)



# STATUS OF THE JOINT GRANT FACILITY

The WBIF resources have been used to finance a total of 260 grants with an overall value of €664.4 million and 4 IPF assignments for advisory services (TA) for nearly €3.7 million. Out of these, 24 grants (€22.9 million) have been cancelled due to poor or non-performance of actions financed.

Table 2: Breakdown of funding by type of support

		Technical assistance	Investment grants	Sector devel. studies	Interest rate subsidies	Financing facilities	Total
Grants	No.	207	31	10	6	6	260
	€ million	210	339.6	9.3	13.5	92	664.4
IFI advisory services	No.	4					
	€ million	3.7					
Cancelled	No.	22	2				
	€ million	18.9	4.0				
Total	No.	189	29	10	6	6	240
	€ million	194.7	335.6	9.3	13.5	92.1	645.2

The funds have supported the preparation and implementation of 149 projects with an overall estimated investment volume of €15.5 billion. 118 projects have benefited from technical assistance, sector studies and interest rate subsidies, whereas 27 projects have been co-financed by investment grants.

## TECHNICAL ASSISTANCE

The portfolio includes 189 grants and IPF advisory services assignments for project preparation and implementation TA, which have contributed to the financing of 103 projects. By value, TA represents the second largest type of support provided by the WBIF, with a total of €194.7 million allocated to projects estimated at €12 billion investments. In addition, funds have been allocated to 10 sector development studies, four of the investment grants and all interest rate subsidies include a project preparation component.

The overall progress achieved in the implementation of the TA grants by round is summarised in Table 3. The TA work is progressing satisfactorily on a round by round basis. Out of the total of 195 TA and sector study grants, 102 (52%) have been completed, 111 (57%) finance projects with loan agreements signed, and 111 (57%) have been allocated to projects that are under tendering or implementation.

With respect to the timescale required for project development under WBIF, the transition from grant award for a feasibility study to loan signature, with the intermediate stages of design, loan ratification and tendering, takes a minimum of three years. Considering that the majority of TA studies approved have been for feasibility studies, for most grants there is a time lag of at least three years after approval before they mature into signed loans and reach construction stage.

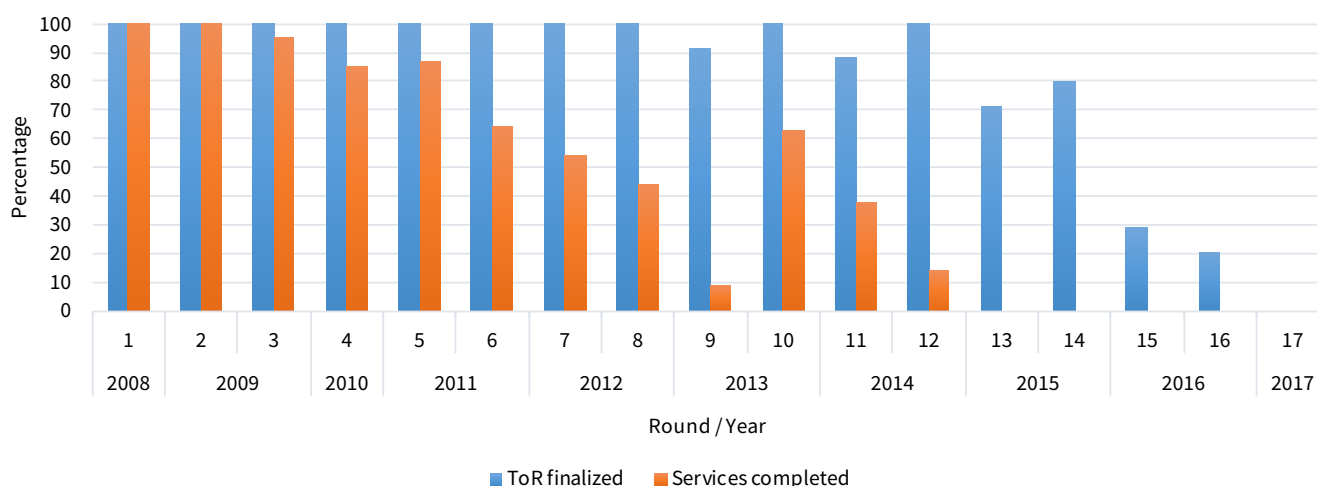
Table 3: Status of TA grants including sector development studies

Year	Round	TA excl. cancellations	ToR finalised	Services completed	Loan agreement signed	Tendering / Implementation
2008	1	17	17 (100%)	17 (100%)	13 (76%)	17 (82%)
2009	2	9	9 (100%)	9 (100%)	4 (44%)	6 (67%)
	3	21	21 (100%)	20 (95%)	17 (81%)	16 (76%)
2010	4	13	13 (100%)	11 (85%)	10 (77%)	10 (77%)
2011	5	15	15 (100%)	13 (87%)	8 (53%)	5 (33%)
	6	14	14 (100%)	9 (64%)	8 (57%)	10 (71%)
2012	7	13	13 (100%)	7 (54%)	6 (46%)	9 (69%)
	8	9	9 (100%)	4 (44%)	6 (67%)	6 (67%)
2013	9	11	10 (91%)	1 (9%)	5 (45%)	5 (45%)
	10	8	8 (100%)	5 (63%)	4 (50%)	4 (50%)
2014	11	8	7 (88%)	3 (38%)	4 (50%)	5 (63%)
	12	7	7 (100%)	1 (14%)	6 (86%)	6 (86%)
2015	13	7	5 (71%)	0	2 (29%)	2 (29%)
	14	10	8 (80%)	0	4 (40%)	2 (20%)
2016	15	14	4 (29%)	0	8 (57%)	5 (36%)
	16	5	1 (20%)	0	1 (20%)	1 (20%)
2017	17	14	0	0	5 (36%)	5 (36%)
Total		195	161 (83%)	102 (52%)	111 (57%)	11 (52%)

The mobilisation of the TA contractors, including all steps between grant award and the start of the TA, has been on average 9 months under IPF framework and 18 months under the IFI led projects. In recent rounds, these times have reduced to below 6 months and 12 months respectively in several cases.

TA implementation varies substantially from project to project given that the scope may require very different services ranging from pre-feasibility through to design and supervision or assistance to PMUs. The time required to complete the TA also varies significantly from around six months to as long as three to five years.

Figure 14: Progressive development of TA grants





---

## SECTOR DEVELOPMENT STUDIES

Ten sector studies with a total value of €9.3 million have been approved, of which four have been completed and concerned improvements in the education systems in Kosovo and Serbia, updating of the Regional Transport Study (REBIS), and strengthening of the institutional capacity for using PPPs in financing infrastructure projects in the region. Four studies are currently being developed, of which three are implemented by the WBG (two studies for the energy sector and one for environment) and one institutional study by the EIB. For the other two, one in the energy sector implemented by the KfW and one on for the environment sector by WBG, the Terms of Reference have been finalised.

---

## INTEREST RATE SUBSIDIES

Six grants have been allocated for interest rate subsidies with a total value of €13.5 million, of which four are led by the CEB, one by the EIB and one by the KfW. One project has been completed (Education, Excellence and Equity and Rehabilitation of Tirana Schools), three are under implementation, one is under tendering, and one under preparation.

---

## INVESTMENT GRANTS

Twenty-nine investment grants with a overall value of €335.6 million have been allocated for the financing of 27 projects under the WBIF, the largest type of support by volume, as follows

- 12 grants (€71.7 million) were allocated under the IPF Municipal Window to 12 projects in the energy, environment and transport sectors, and are now completed.
- 5 grants (€8.4 million) were approved in Rounds 6 and 8 to finance 4 projects in the environment and social sectors, of which one has been completed and the other are under implementation.
- 11 grants with a total value of €234.1 million approved under Connectivity Agenda in 2015 (Investment Round 0) and 2016 (Investment Round 1) to finance 11 projects in the energy and transport sectors. All have financing agreements signed, and two have already commenced works (see Figure 15).
- 1 grant with a total value of €9 million, funded by the Bilateral Donors via the Joint Fund, was approved in June 2017 (Investment Round 2) for the construction of a new wastewater treatment plant in Pogdrica; it has now the loan and grant financing contracts signed.

---

## FINANCING FACILITIES

The financing facilities approved under the WBIF are the WB EDIF, REEP and REEP Plus.

WB EDIF<sup>1</sup> was awarded funding in December 2011 and December 2013, totalling €37.5 million in grant. The initiative is coordinated by the European Investment Fund, and it promotes private sector development and facilitates access to finance for SMEs

REEP<sup>2</sup> is a 2013 initiative managed by the EBRD blending policy support to Western Balkan governments with loans, technical assistance and incentives to support energy efficiency and renewable energy projects in the public and private sectors. A €23.35 million grant was awarded in June 2012 and has supported loans in excess of €142 million to date. In June 2016 and June 2017, the Steering Committee approved further €31.3 million to back the launch of REEP Plus - the first regional energy efficiency initiative targeting the residential sector.

---

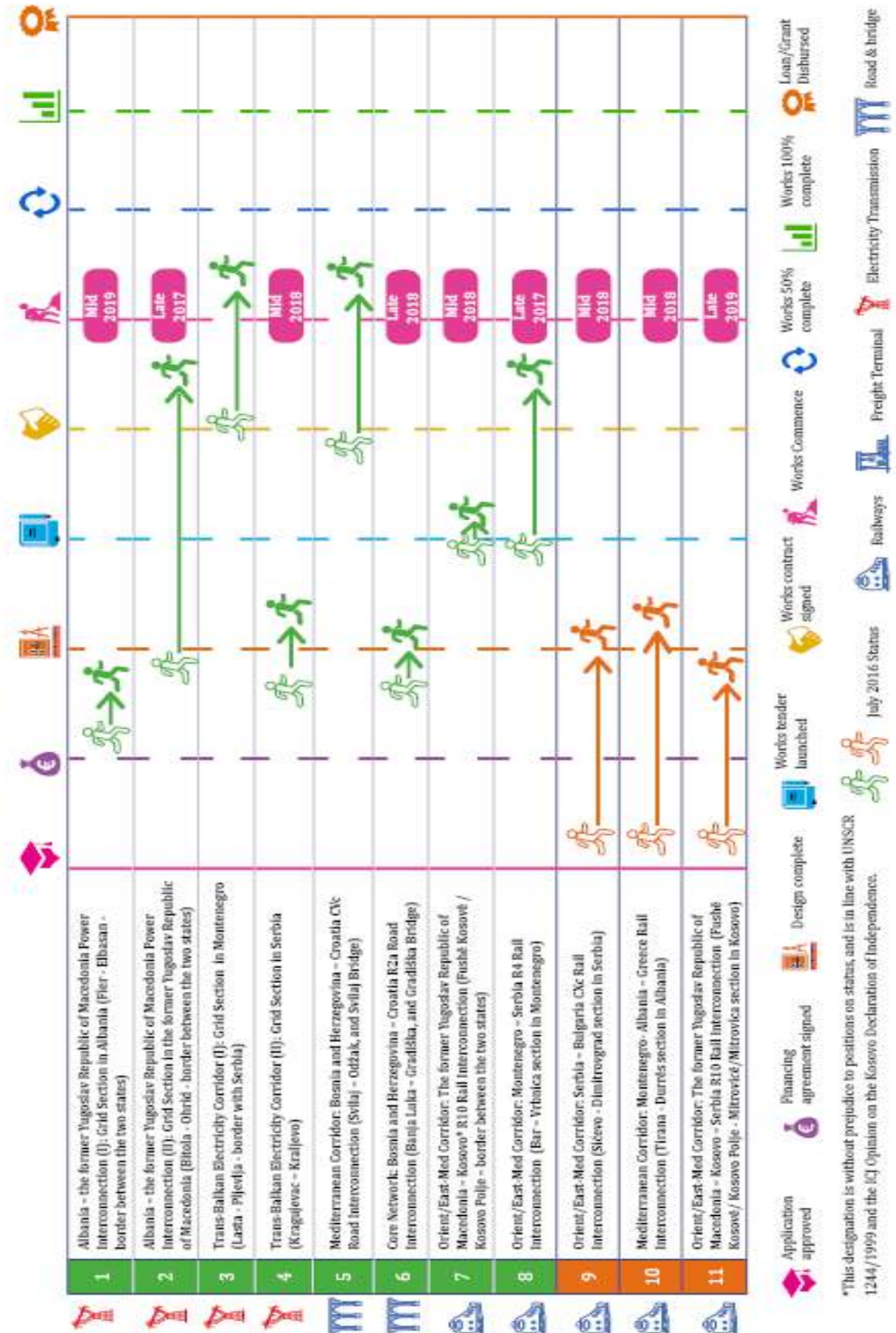
<sup>1</sup> <http://www.wbedif.eu/about-wb-edif/>

<sup>2</sup> <http://www.wb-reep.org/>

Figure 15: Progressive development of INV grants

## 2015 and 2016 CONNECTIVITY AGENDA PROJECTS

### Progress to Date (November 2017)

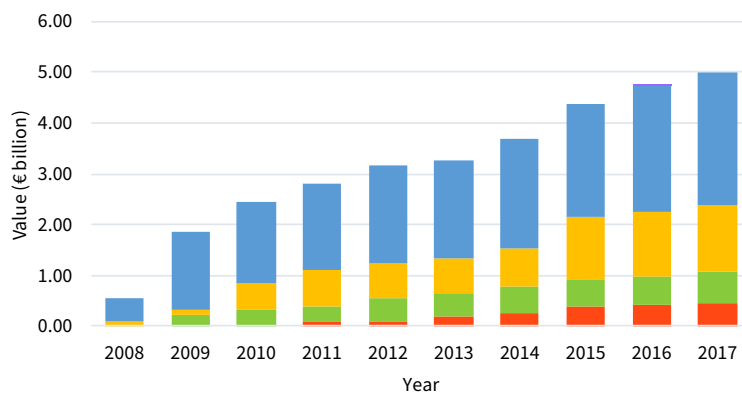
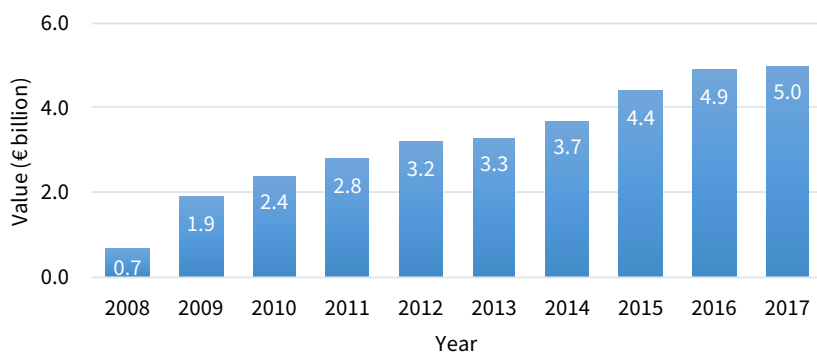


\*This designation is without prejudice to positions on status, and is in line with UNSCR 1244/1999 and the EC Opinion on the Kosovo Declaration of Independence.

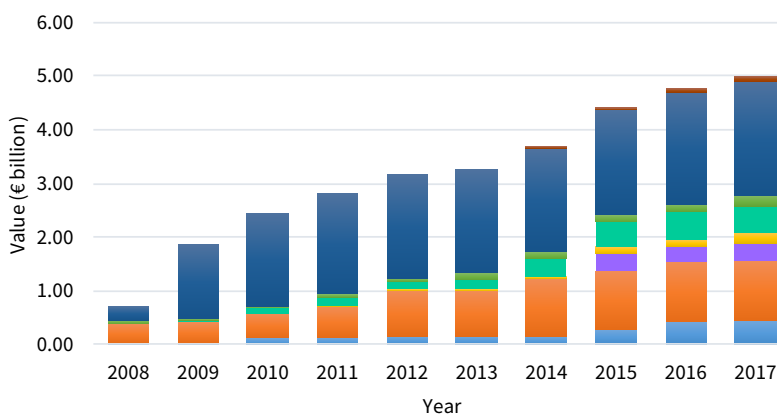
# STATUS OF THE JOINT LENDING FACILITY

The Joint Lending Facility has a portfolio of €5 billion in signed loans, which finance 80 projects with €9.8 billion in total estimated investments. As illustrated below, transport and social are the dominant sectors in terms of total loan volumes, followed by environment and energy. Per beneficiary, Serbia, Bosnia and Herzegovina and the former Yugoslav Republic of Macedonia have been preferred candidates for loans.

Figure 16: Loans signed by year / sector / Beneficiary



Energy Environment Social Transport Private sector development



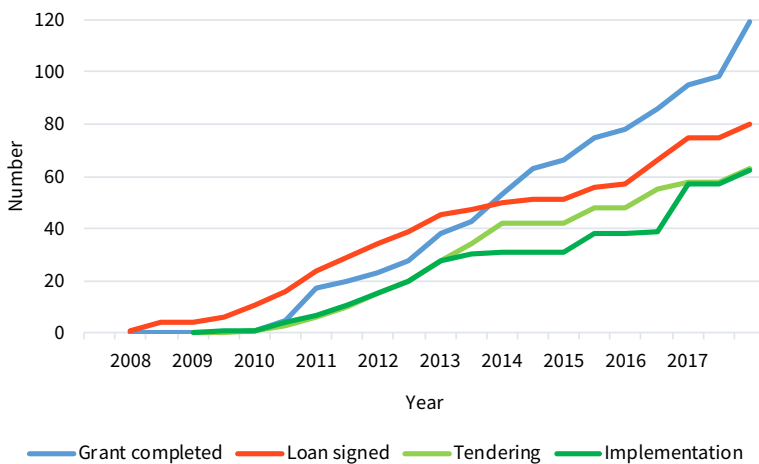
ALB BIH HRV KOS MKD MNE SRB REG

The development of the number of projects on which loans have been signed, and those reaching implementation, is presented in the graphic below. The portfolio has made a good progress towards implementation, with 121 grants of €160.1 million reaching financing closure and 66 projects (€7.5 billion) under tendering and implementation. Of the total grants completed, 13 are investment grants provided under the IPF Municipal Window and in Round 6 (€74.7 million), 4 are sector development studies (€2.5 million), and the rest are TA.

From the total 80 projects on which loans have been signed, 9 have been completed (€280 million investments), 58 are under tendering or implementation (€7.7 billion investments) and 13 are under preparation (€1.8 billion investments)

A total of 18 projects (€285.5 million investments) have been completed, out of which 11 are infrastructure projects with an overall investment volume of €280.6 million and 7 are sector studies, including 3 IPF advisory services, of €4.9 million.

Figure 17: Status of the project portfolio



The breakdown of the breakdown of the portfolio by sector with estimates of the overall investment, the loans forecast for signature (i.e. estimated loans) and those that have been signed is provided in Table 3.

In terms of volume, loans have been signed mostly on projects from the transport sector (€2.5 billion on 20 projects, with €125 million per project on average) due to financing of major regional projects on Core Corridors for which loans had already been signed or were close to signature at the approval of the grants, followed by and the social sector with €1.2 billion on 18 projects (€69 million per project on average). Environment and energy sectors have similar volumes of signed loans: €615 million on 26 environment projects (€24 million per project on average) and €604 million on 15 energy projects (€40 million per project on average).

By estimated investment volume, transport and energy have the largest share of the portfolio, followed by social and environment.

In terms of loans signed by each beneficiary, Serbia (€2.1 billion on 18 projects, with an average of 117 million per project), Bosnia and Herzegovina (€1.1 billion on 19 projects, with €57 million per project on average), and the former Yugoslav Republic of Macedonia (€511 million on 9 projects, with €60 million per project on average) have been the key contractors, followed by Albania (€430 million on 14 projects, with €31 million per project on average), Montenegro (€168 million on 5 projects, with an average of €34 million per project), and Kosovo (€166 million on 9 projects, with €18 million per project on average).

Of the total €15.5 billion estimated investments, the largest volumes are estimated to be financed in Serbia (€4.3 billion through 28 projects), Bosnia and Herzegovina (€2.5 billion via 24 projects), Albania (€1.6 billion by 24 projects) and the former Yugoslav Republic of Macedonia (€1.2 billion through 14 projects), followed by Kosovo (€854 million by 18 projects) and Montenegro (€754 million by 13 projects).

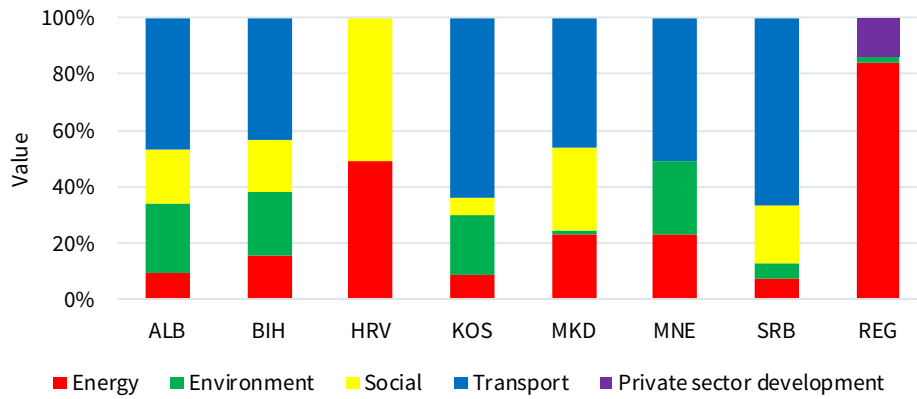
Regional projects are estimated to bring other €1.4 billion in investments to the region, with signed loans of €181 million to date.

The complete list of loans signed is shown in Table 5, page 25-27.

Table 4: Status of loans per sector excluding cancellations

Sector	Number of grants	Number of projects	Total estimated investments (€ billion)	Total loans (€ billion)	Signed loans (€ billion)	Estimated loans (€ billion)	Signed to estimated loans (%)
Energy	59 (25%)	42 (28%)	4.2 (27%)	2.8 (28%)	0.6 (12%)	2.2 (45%)	22%
Environment	58 (24%)	35 (23%)	1.4 (9%)	0.7 (8%)	0.6 (12%)	0.1 (3%)	83%
Social	44 (18%)	24 (16%)	3.3 (21%)	1.9 (19%)	1.2 (25%)	0.7 (14%)	65%
Transport	75 (31%)	45 (30%)	6.4 (41%)	4.3 (44%)	2.5 (50%)	1.8 (37%)	58%
Private sector development	4 (2%)	3 (2%)	0.2 (1%)	0.1 (1%)	0.01 (1%)	0.1 (2%)	29%
<b>Total</b>	<b>240</b>	<b>149</b>	<b>15.5</b>	<b>9.9</b>	<b>5.0</b>	<b>4.7</b>	<b>50%</b>

Figure 18: Estimated investments per Beneficiary by sector



# ANALYSIS OF THE INVESTMENT PORTFOLIO

## FINANCIAL LEVERAGE

The WBIF works on the principle of leverage: each grant should aim at mobilising additional funding for an overall investment exceeding the size of the grant support.

The measure of leverage, in order to verify the blending effectiveness, can be applied only to the projects that are in the implementation phase or have signed loans.

The average leverage ratio of WBIF grants to FI lending is approximately 12:1, which shows that the blending and leverage functions are largely effective. The leverage values are greater in the case where the WBIF contribution is limited to TA for preparatory studies or the grant amount for construction is limited.

By sector, the financial leverage of WBIF interventions in transport (12:1) and social (26:1) is high, with lower values in the environment (7:1) and energy (5:1) sectors. The higher leverage of the transport and social sectors is due to the fact that huge investment costs in rail and road infrastructure and for construction/modernisation of education/research, healthcare, and detention facilities have been financed with low levels of grant compared to those allocated to the environment and energy sectors.

Figure 19: Leverage for projects in the implementation stage

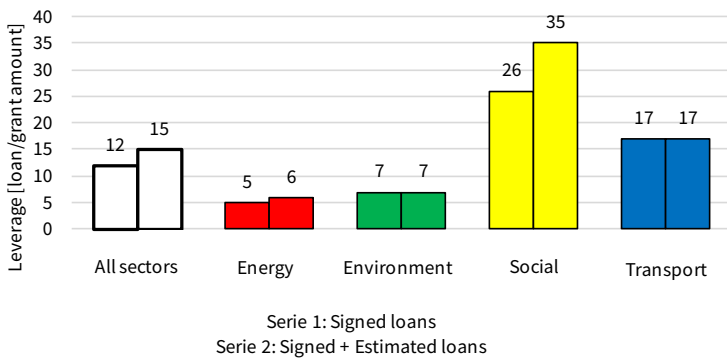
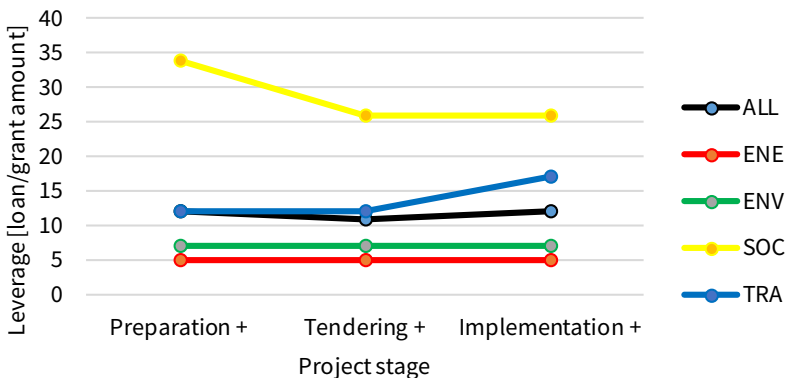


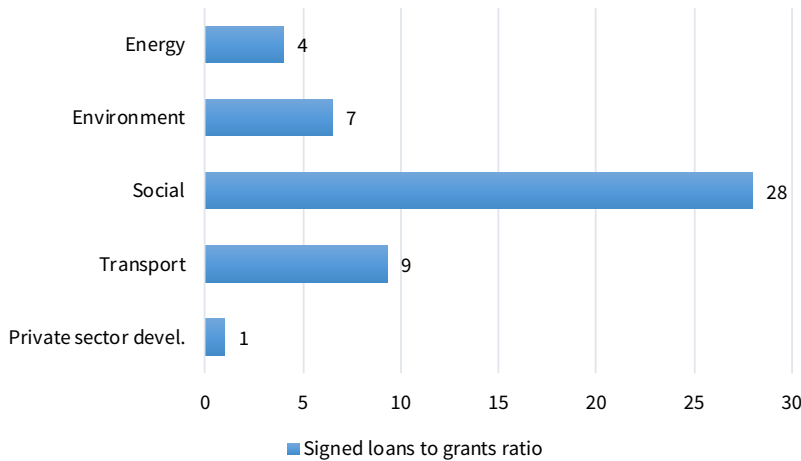
Figure 20: Leverage for signed loans



## SIGNED LOANSTO GRANTS RATIO

In the context of the WBIF, leverage is calculated as signed loans in relation to the total volume of approved grants. The overall signed loans to grants ratio is 8:1. By sector, the highest value is registered in the social sector, followed by much lower levels in the transport, environment and energy sectors.

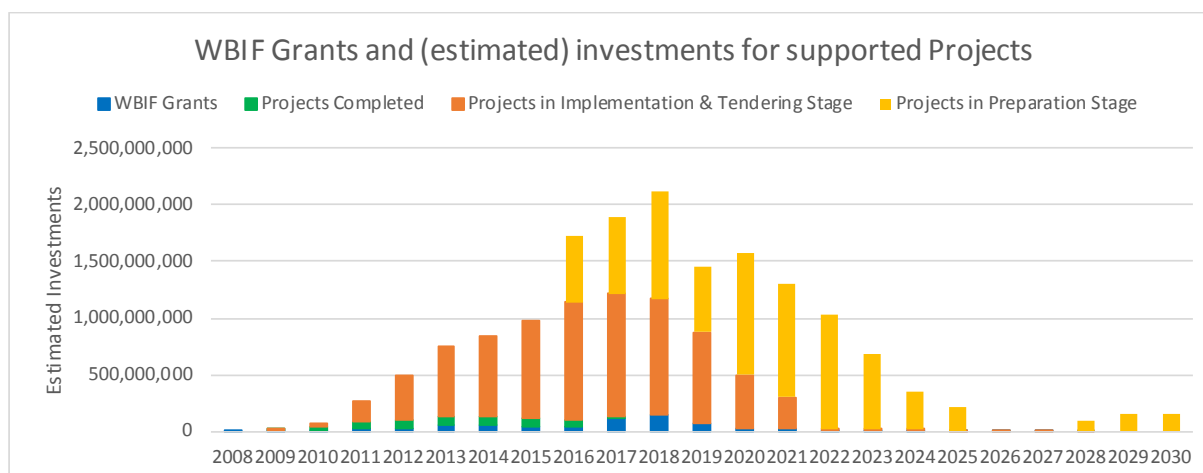
Figure 21: Signed loans to total approved grants



## PROJECT DEVELOPMENT TIMELINES

Based to the existing data in the WBIF MIS, the progress of the WBIF projects along the project cycle is shown in the graph below.

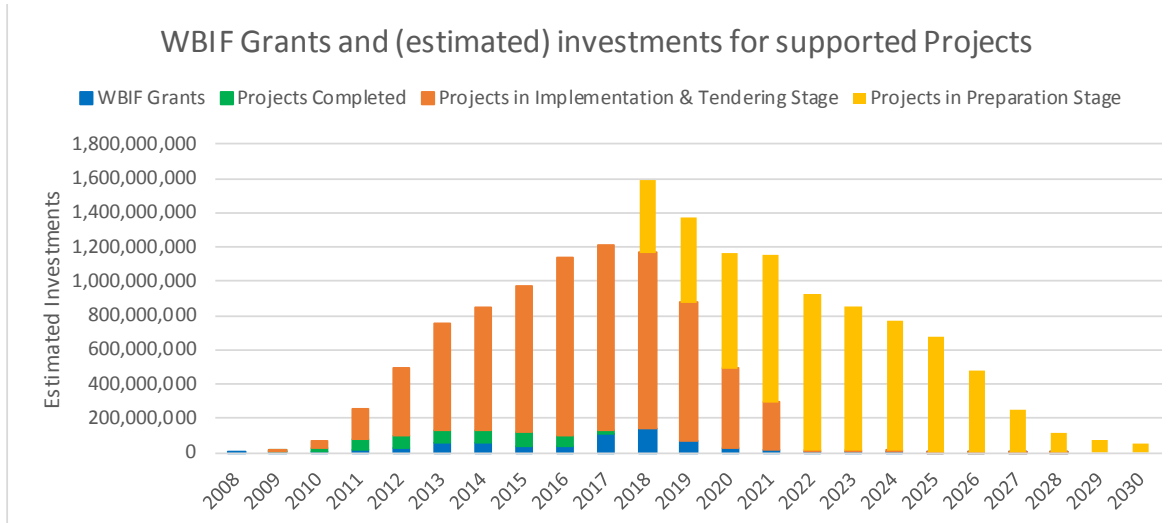
Figure 22: Estimated investments based on start and completion dates in MIS



The data in Figure 22 are calculated based on the estimated start and completion dates in MIS, extrapolated for the projects where these dates are missing, and assuming a linear spending over time. When examined in detail against a selection of individual projects, such as those financed under the Connectivity Agenda for which works have already started, it is obvious that the above figure is only partially accurate. The main reason for the inaccuracy is that project start and end dates need to be made consistent across reporting/monitoring IFIs.

Given that the WBIF MIS data still needs improvement, the estimated investments of the projects in preparation stage have been recalculated assuming that the implementation of the projects will start 3 years after the start of the TA and will last for 6 years. For comparison, the estimated investments have been also calculated assuming a duration of project implementation of 3 years. For the actual construction, a period of 3 years seems a realistic assumption; for the total duration of a project, including loan negotiations, procurement, construction and defect liability period, 6 years would be more realistic.

Graph 23: Estimated investments with 6 years implementation period



Graph 24: Estimated investments with 3 years implementation period

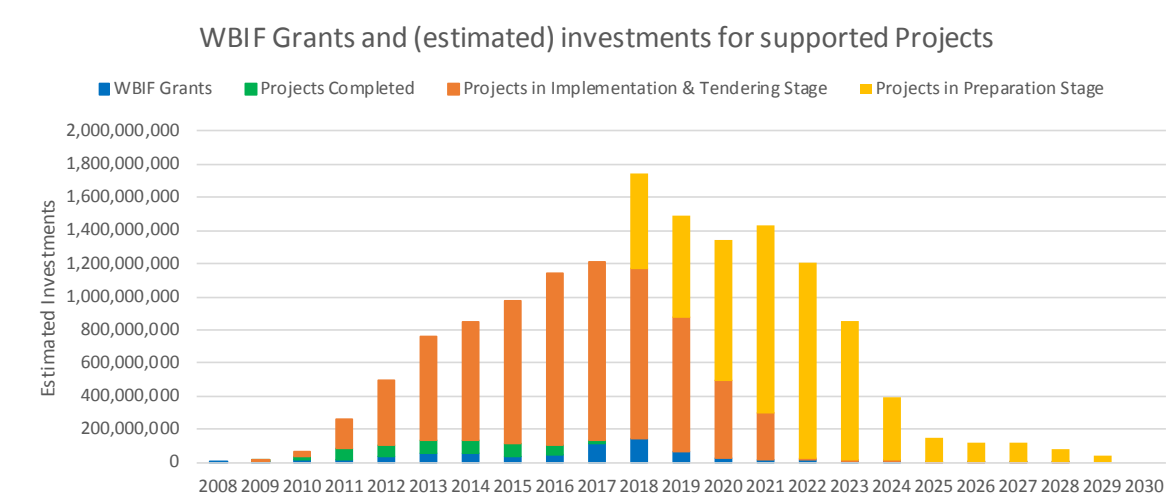




Table 5: Summary of signed loans

Project code	Title	Monitor IFI	Loan amount (€)	Loan institution	Latest total est. inv. (€)	Project stage
<b>ENERGY</b>						
PRJ-ALB-ENE-003	Tirana - Durrës Region: Upgrade of the Electricity Transmission Network	KFW	40,000,000	KFW	46,154,605	Tendering
PRJ-ALB-ENE-004	East-West Electricity Transmission Corridor: Construction of Grid Section in Albania	KFW	50,000,000	KFW	70,000,000	Tendering
PRJ-BIH-ENE-007	Smart Metering / Automated Meter Reading (AMR) System	EIB	35,000,000	EIB	124,900,000	Implementation
PRJ-BIH-ENE-008	Vlašić - Travnik 50 MW Wind Farm	EIB	37,500,000	EIB	86,400,000	Preparation
PRJ-KOS-ENE-001	Pristina District Heating Improvement (Phase 1 & 2)	KFW	5,000,000	KFW	37,684,971	Implementation
PRJ-KOS-ENE-003	Energy Efficiency Measures in Public Buildings at Municipality Level	KFW	2,500,000	KFW	8,100,000	Tendering
PRJ-KOS-ENE-004	Energy Efficiency Measures in Central Public Buildings	WBG	27,720,000	WBG	28,420,000	Implementation
PRJ-MKD-ENE-001	Bogdanci Wind Park Pilot Project	KFW	32,900,000 15,000,000	KFW KFW	75,000,000	Implementation
PRJ-MKD-ENE-005	East-West Electricity Transmission Corridor: Construction of Grid Section in the former Yugoslav Republic of Macedonia	EBRD	37,000,000	EBRD	50,550,000	Implementation
PRJ-MNE-ENE-001	Trans-Balkan Electricity Corridor: Construction of Grid Section in Montenegro	EBRD	60,000,000 25,000,000	EBRD KFW	145,850,000	Implementation
PRJ-MNE-ENE-003	Electricity Network Expansion for the Development of RES	EBRD	20,000,000	EBRD	20,600,000	Preparation
PRJ-SRB-ENE-003	Rehabilitation of District Heating Systems (Phase IV)	KFW	45,000,000	KFW	58,262,000	Implementation
PRJ-SRB-ENE-004	Energy Efficiency Programme in Public Buildings (EEP)	KFW	15,000,000	KFW	18,000,000	Implementation
PRJ-SRB-ENE-008	Trans-Balkan Electricity Corridor: Construction of Grid Section in Serbia	KFW	15,000,000	KFW	29,600,000	Preparation
PRJ-MULTI-ENE-006	Establishment of a Regional Energy Efficiency Programme (REEP) for the Western Balkans	EBRD	169,350,000	EBRD EBRD	92,000,000 50,000,000	Implementation
PRJ-MULTI-ENE-011	Regional Energy Efficiency Programme for the Western Balkans - REEP Plus	EBRD	207,500,000	EBRD EBRD EBRD EBRD	2,000,000 5,000,000 5,000,000 7,000,000	Preparation
<b>ENVIRONMENT</b>						
PRJ-ALB-ENV-001	Gjirokastra, Fier and Shengjin Water Supply and Waste Water Collection Systems	KFW	16,000,000	KFW	31,860,000	Completed
PRJ-ALB-ENV-002	Pogradec Water Supply and Waste Water Collection Systems	KFW	10,000,000	KFW	13,500,000	Completed
PRJ-ALB-ENV-003	Kamza Water and Sanitation Systems (Phase 1)	KFW	6,500,000	KFW	12,550,000	Completed
PRJ-ALB-ENV-009	Vlora/Vlorë Regional Sanitary Landfill	KFW	12,000,000	KFW	21,834,862	Implementation
PRJ-ALB-ENV-010	Rural Areas: Water Supply and Waste Water Systems	KFW	24,000,000	KFW	36,250,000	Implementation
PRJ-BIH-ENV-001	Bjeljina Waste Water System (Phase 2 & 3)	EBRD	4,999,000 6,996,205	EBRD EBRD	32,155,205	Completed
PRJ-BIH-ENV-002	Plava Voda Regional Water Supply System	EBRD	11,000,000	EBRD	29,900,000	Tendering
PRJ-BIH-ENV-003	Federation of Bosnia and Herzegovina: Water and Sanitation Project (WATSAN FBiH)	EIB	60,000,000	EIB	121,300,000	Implementation
PRJ-BIH-ENV-004	Banja Luka Water Supply and Sewerage Collection Systems	KFW	10,000,000	KFW	19,100,000	Completed
PRJ-BIH-ENV-005	Republika Srpska: Water and Sanitation Project (WATSAN RS)	EIB	50,000,000	EIB	100,000,000	Implementation
PRJ-BIH-ENV-006	Cazin Sewerage System and Waste Water Treatment Plant	EBRD	5,000,000	EBRD	15,600,000	Tender preparation

Project code	Title	Monitor IFI	Loan amount (€)	Loan institution	Total estimated inv.(€)	Project stage
PRJ-BIH-ENV-007	Bosnia and Herzegovina: Flood Risk Management Project	EIB	74,000,000	EIB	102,980,000	Implementation
PRJ-BIH-ENV-008	Tuzla Water Leakage Reduction Plan	KFW	11,000,000	KFW	24,765,000	Implementation
PRJ-BIH-ENV-009	Mostar Water and Sewerage Systems	EIB	60,000,000	EIB	121,300,000	Implementation
PRJ-KOS-ENV-001	Pristina Water Supply and Sewerage Network	KFW	6,000,000	KFW	17,072,500	Implementation
PRJ-KOS-ENV-004	Iber Canal Protection	WBG	23,000,000	WBG	26,000,000	Implementation
PRJ-KOS-ENV-006	Pristina Regional Water Supply Project	KFW	20,000,000	KFW	35,200,000	Implementation
PRJ-MKD-ENV-001	Water and Sewerage Programme	KFW	8,635,000	KFW	18,016,876	Implementation
PRJ-MNE-ENV-001	Rehabilitation and Construction of Municipal Water and Sanitation Infrastructure	EIB	31,500,000	EIB	114,760,000	Implementation
PRJ-MNE-ENV-002	Podgorica Waste Water Treatment Plant	KFW	35,000,000	KFW	50,345,834	Preparation
PRJ-MNE-ENV-006	Montenegro Regional Sanitary Landfills	EIB	2,000,000	EIB	29,900,000	Implementation
PRJ-SRB-ENV-001	Collection, Transport and Treatment of Waste Waters in the Municipality of Vranje and Uzice	KFW	46,000,000	KFW	48,900,000	Implementation
PRJ-SRB-ENV-002	Medium-sized Towns Water Supply and Sewerage Systems in Serbia	KFW	48,500,000	KFW	25,000,000	Implementation
PRJ-SRB-ENV-003	Construction of Collectors II and VII and Water Well in Subotica and Preparation of Technical Documentation for Sludge Management	EBRD	11,000,000	EBRD	24,640,000	Implementation
PRJ-SRB-ENV-004	Municipal Water Novi Sad	EIB	25,000,000	EIB	61,300,000	Preparation
PRJ-MULTI-ENV-001	Drina River Basin Water Resources Management	WBG	20,000,000	WBG	21,200,000	Implementation
<b>PRIVATE SECTOR DEVELOPMENT</b>						
PRJ-MULI-PRI-001	Western Balkan Enterprise Development and Innovation Facility (EDIF)	EIB	35,000,000	EIB	192,500,000	Completed
<b>SOCIAL</b>						
PRJ-ALB-SOC-001	Education, Excellence and Equity Project (EEE-P) and Rehabilitation of Tirana Schools (Phase 2)	EIB	14,000,000	CEB	61,100,000	Completed
PRJ-ALB-SOC-002	Tirana University Hospital Centre Reform Programme (Phase 2)	CEB	15,930,000	CEB	28,488,800	Implementation
PRJ-ALB-SOC-003	Alps Area: Communal Infrastructure Works	CEB	28,700,000	CEB	36,700,000	Implementation
PRJ-BIH-SOC-001	Maximum Security State Prison	CEB	19,300,000	CEB	41,819,669	Implementation
PRJ-BIH-SOC-002	Banja Luka: Medical Faculty, Centre for Education and Research, Faculty of Health Care and Secondary Medical School	EIB	100,000,000	EIB	286,300,000	Preparation
PRJ-BIH-SOC-003	Housing and Social Integration of Vulnerable Persons Living in Collective Accomodation	CEB	60,000,000	CEB	106,233,670	Implementation
PRJ-HRV-SOC-002	Zadar University: New Campus and University Learning Resource Centre	EIB	300,000,000	EIB	610,000,000	Preparation
PRJ-HRV-SOC-006	Zagreb: South East European Centre for Entrepreneurial Learning (SEECEL)	EIB	12,718,558	EIB	843,000,000	Implementation
PRJ-MKD-SOC-001	Reconstruction of Penitentiary Institutions	CEB	46,000,000	CEB	53,450,000	Implementation
PRJ-MKD-SOC-002	Rehabilitation of Healthcare Provider Institutions (Phase 2)	CEB	97,000,000	CEB	179,795,000	Implementation
PRJ-MKD-SOC-003	Construction of Physical Education Facilities in Primary Schools and Rehabilitation of Primary and Secondary Schools (Phase 1 & 2)	CEB	30,000,000 12,500,000	CEB CEB	62,300,000	Implementation
PRJ-MKD-SOC-004	Rehabilitation of Healthcare Provider Institutions (Phase 1)	CEB	23,000,000	CEB	51,462,488	Completed
PRJ-SRB-SOC-001	Municipal and Regional Infrastructure	EIB	75,000,000	EIB	200,000,000	Implementation
PRJ-SRB-SOC-002	Public sector Research and Development Project in Serbia	EIB	200,000,000 70,000,000 35,000,000	EIB CEB CEB	427,580,000	Implementation
PRJ-SRB-SOC-003	Modernisation of Judiciary Facilities	EIB	15,000,000	EIB	84,150,000	Implementation

Project code	Title	Monitor IFI	Loan amount (€)	Loan institution	Total estimated inv.(€)	Project stage
PRJ-SRB-SOC-005	Technical Assistance for School Modernisation Programme	EIB	50,000,000	EIB	100,000,000	Implementation
PRJ-SRB-SOC-007	Modernisation of Prison Facilities - Providing Human and Safe Prison System	CEB	18,000,000 17,000,000	CEB CEB	61,071,436	Implementation
<b>TRANSPORT</b>						
PRJ-ALB-TRA-001	Improvement of Rural Roads (Feeder Roads)	KFW	15,000,000	KFW	24,600,000	Completed
PRJ-ALB-TRA-002	Mediterranean Corridor (Rail CVIII): Rehabilitation of Tirana - Durrës Railway Line and Construction of New Line to Rinas Branch	EBRD	36,870,000	EBRD	92,903,700	Implementation
PRJ-ALB-TRA-003	Rehabilitation of Regional and Local Roads	EBRD	50,000,000 50,000,000	EBRD EIB	138,500,000	Implementation
PRJ-ALB-TRA-004	Upgrade of the National Road Network	EIB	26,000,000 25,000,000	EIB EIB	145,460,000	Implementation
PRJ-BIH-TRA-002	Mediterranean Corridor (Road Cvc): Construction of Corridor Vc in Bosnia and Herzegovina	EIB	166,000,000 75,000,000 100,000,000	EIB EIB EIB	723,410,000	Implementation
PRJ-BIH-TRA-004	Core Network (Road R2): Construction of Mahovljani Interchange	EBRD	21,000,000	EBRD	33,800,000	Completed
PRJ-BIH-TRA-005	Comprehensive Network (Road R9A): Construction of Brčko Bypass	EBRD	28,500,000	EBRD	38,525,000	Implementation
PRJ-BIH-TRA-007	Mediterranean Corridor (Rail Cvc): Track Overhaul of Bosanski Šamac/Šamac - Sarajevo Railway Line, Sections Doboj - Maglaj and Jelina - Zenica	EIB	86,000,000	EIB	128,800,000	Preparation
PRJ-BIH-TRA-008	Core Network (Road R2a): Construction of Gradiska Cross-Border Bridge Over Sava River	EIB	65,000,000	EIB	130,000,000	Preparation
PRJ-KOS-TRA-001	Orient/East-Med Corridor (Rail R10): General Rehabilitation of Route 10 (Phase 1), Railway Section Fushë Kosovë/ Kosovo Polje - Border Station with the former Yugoslav Republic of Macedonia	EBRD	19,200,000 19,200,000	EBRD EIB	94,540,000	Implementation
PRJ-KOS-TRA-004	Orient/East-Med Corridor (Rail R10): General Rehabilitation of Route 10 (Phase 2), Railway Section Fushë Kosovë/ Kosovo Polje - Mitrovica	EBRD	9,200,000 8,600,000	EIB EBRD	42,724,000	Preparation
PRJ-KOS-TRA-005	Orient/East-Med Corridor (Rail R10): General Rehabilitation of Route 10 (Phase 3), Railway Section Mitrovica - Lesak - Border Station with Serbia	EBRD	13,000,000 12,100,000	EIB EBRD	59,040,000	Preparation
PRJ-MKD-TRA-001	Comprehensive Network (Rail CVIII): Construction of the Eastern (Kumanovo - Beljakovce - Kriva Palanka - Deve Bair, border with Bulgaria) and Central (Kumanovo - Skopje - Kicevo) Parts of Corridor VIII	EBRD	46,400,000 145,000,000	EBRD EBRD	214,186,185	Implementation
PRJ-MKD-TRA-003	Orient/East-Med Corridor (CX): Construction of Tabanovce Joint Border Station	EBRD	17,600,000	EBRD	21,000,000	Implementation
PRJ-MNE-TRA-004	Reliability and Safety Improvement of Bar-Vrbnica Railway Line (SEETO Rail Route 4)	EIB	14,000,000	EIB	82,500,000	Tendering
PRJ-SRB-TRA-002	Belgrade City Integrated Transport	EIB	90,000,000	EIB	183,900,000	Implementation
PRJ-SRB-TRA-005	Corridor X Serbia (Road)	EIB	649,000,000 150,000,000 275,480,000	EIB EBRD WBG	1,360,000,000	Implementation
PRJ-SRB-TRA-007	TA for Railways Rehabilitation II (Corridor X)	EIB	80,000,000	EIB	164,000,000	Implementation
PRJ-SRB-TRA-008	Belgrade Public Transport and Traffic Infrastructure - Phase II	EBRD	87,000,000	EBRD	218,250,000	Implementation
PRJ-SRB-TRA-009	Reconstruction and Modernisation of Existing Railway Track & Construction of Second Track on the Belgrade - Nis Line, Section Stalac - Djunis	EBRD	105,550,000	EBRD	107,660,000	Preparation

# ANNEX: 2008 – 2017 WBIF GRANTS

Project code	Grant code	Title of operation	Grant services	Grant app
<b>ALBANIA</b>				
<b>ENERGY</b>				
PRJ-ALB-ENE-001	TA-ALB-11	Upgrade of the Transmission System	PFS, SS	180,000
PRJ-ALB-ENE-002	WB11-ALB-ENE-01	Gas Master Plan for Albania	ID	1,100,000
PRJ-ALB-ENE-003	TA3-ALB-ENE-01	Feasibility Study for Construction of 220/110 Double-circuit Line -Tirana 2 (Razhbull) in Replacement of Existing Line	DD, FS, OTH, TMA	577,000
	WB4-ALB-ENE-01	Feasibility Study for Construction of New Substation Tirana 3 with 120MVA Capacity for Reinforcement of Tirana Ring	FS	577,000
PRJ-ALB-ENE-004	WB6-ALB-ENE-03	Feasibility Study for 220 kV Double-circuit Line Elbasan 1 - Fieri (including Kucova Substation)	ESIA, FS	850,000
	WB12-ALB-ENE-01	Detail Design for 400 kV OHTL Interconnection Elbasan - Bitola (Albanian Part) including Substation Elbasan 2 Extension	DD, ESIA	600,000
	WB-IG00-ALB-ENE-01	Albania - the former Yugoslav Republic of Macedonia Power Interconnection (I): Grid Section in Albania	CF	14,000,000
PRJ-ALB-ENE-008	WB17-ALB-ENE-03	Skavica Hydro Power Plant: Feasibility Study and ESIA	ESIA, FS	1,500,000
<b>ENVIRONMENT</b>				
PRJ-ALB-ENV-001	MW-ALB-ENV-CEB;KFW-02	Water Supply & Sewage, Gjirokastra, Fier	CF	4,680,000
	TA2-ALB-ENV-01	Waste Water Sanitation in Lezha and Shengjin	DD	180,000
PRJ-ALB-ENV-002	MW-ALB-ENV-CEB;KFW-03	Waste Water Pogradec	CF	3,500,000
PRJ-ALB-ENV-003	MW-ALB-ENV-CEB;KFW-06	Kamza Water and Sanitation	CF	5,500,000
	TA2-ALB-ENV-02	Project for Water Supply & Sewerage in Kamza	FS	450,000
PRJ-ALB-ENV-004	TA2-ALB-ENV-03	Upgrading of Kavaja Wastewater Treatment Plant and Completion of the Sewerage Network for Golemi	DD	350,000
PRJ-ALB-ENV-006	TA3-ALB-ENV-02	Detailed Design for Water Supply and Sewerage Systems for Elbasan City	DD	500,000
PRJ-ALB-ENV-007	TA3-ALB-ENV-03	Feasibility Study and Detailed Design for Improvement of Flood Protection Infrastructure in Albania	FS	400,000
PRJ-ALB-ENV-008	WB5-ALB-ENV-06	Feasibility Study and Design Documentation for Durres City and Durres Region Water Supply and Sanitation Measures	ATP, DD, EIA, FS, TMA	950,000
PRJ-ALB-ENV-009	WB6-ALB-ENV-10	Feasibility Study for Construction of Regional Sanitary Landfill - Vlora Region	FS	1,000,000
PRJ-ALB-ENV-010	WB10-ALB-ENV-01	Project Preparation and Feasibility Studies for (Re-)Construction of Water Supply Systems in Rural Areas	ATP, DD, EA, FS	750,000
PRJ-ALB-ENV-011	WB4-ALB-ENV-05	Feasibility Study and Detailed Design for Construction of Regional Waste Landfill	ATP, DD, FS, SOW	1,100,000
PRJ-ALB-ENV-013	WB17-ALB-ENV-02	Shkodra/Skadar Lake Area, Villages of Shiroka and Zogaj, Water Supply and Sewage Systems and Improvement of Waste Management: Feasibility Study & ESIA	ESIA, FS	402,000
<b>SOCIAL</b>				
PRJ-ALB-SOC-001	TA-ALB-10	Education, Excellence and Equity Project (EEE-P) and Rehabilitation of Tirana Schools, Phase II	TMA	1,500,000
PRJ-ALB-SOC-002	TA-ALB-04	Tirana University Hospital Centre Reform Programme in Albania, Phase II	EIA, FS, OTH, TMA	580,000
PRJ-ALB-SOC-003	WB6-ALB-SOC-14	Master Plan and Feasibility Study for Communal Infrastructure Works in Albanian Alps Area	FS, OTH	1,000,000

Amount approved (€)	Lead IFI	Grant manager	Approval date	Current stage	Start date	Expected completion date	Loan amount (€)	Loan institution	Loan stage	Latest total est. inv. (€)	Project stage
180,000	KFW	IPF1	14/06/08	Finalized	01/01/08	01/06/09				180,000	Completed
1,100,000	EBRD	IPF4	12/06/14	Finalized	01/06/15	17/05/17				1,100,000	Preparation
46,154,605	KFW	IPF2	08/12/09	Finalized	01/07/10	01/12/10	40,000,000	KFW	Signed	46,154,605	Tendering
	KFW	IPF2	25/06/10	Finalized	01/04/11	01/12/11					
70,000,000	KFW	IPF3	07/12/11	Finalized	15/01/13	24/09/14					
70,000,000	KFW	KFW	09/12/14	TOR completed	01/02/18	31/12/18	50,000,000	KFW	Signed	70,000,000	Tendering
31,120,000	KFW	KFW	16/12/15	Preparation	01/02/19	31/12/21					
247,500,000	EBRD	IPF	15/06/17	Preparation		15/11/19	206,000,000	EBRD	Estimated	247,500,000	Preparation
31,860,000	KFW	KFW	20/03/09	Finalized	22/07/11	31/12/15	16,000,000	KFW	Disbursing	31,860,000	Completed
	KFW	IPF2	20/03/09	Finalized	01/08/10	01/03/12					
13,500,000	KFW	KFW	20/03/09	Finalized	23/12/10	31/12/15	10,000,000	KFW	Repaying	13,500,000	Completed
12,550,000	KFW	KFW	20/03/09	Finalized	02/10/12	14/01/17	6,500,000	KFW	Disbursing	12,550,000	Completed
	KFW	IPF1	20/03/09	Finalized	01/04/10	01/02/11					
9,700,000	CEB	IPF2	20/03/09	Finalized	01/03/10	01/05/11				9,700,000	Preparation
	KFW	IPF3	08/12/09	Cancelled							Cancelled
	EIB	IPF2	08/12/09	Finalized	01/05/11	01/05/12					Cancelled
	EIB	EIB	26/06/11	Cancelled							Cancelled
21,834,862	KFW	KFW	07/12/11	Finalized	13/06/13	31/12/15	12,000,000	KFW	Signed	21,834,862	Implementation
36,250,000	KFW	KFW	04/12/13	Finalized	26/06/15	31/12/17	24,000,000	KFW	Signed	36,250,000	Implementation
	KFW	KFW	25/06/10	Cancelled							Cancelled
15,532,000	EBRD	IPF	15/06/17	Preparation	01/01/18	31/12/19	7,500,000	EBRD	Estimated	15,532,000	Preparation
61,100,000	CEB	IPF1	14/06/08	Finalized	01/11/09	01/04/12	14,000,000	CEB	Signed	61,100,000	Completed
28,488,800	CEB	IPF2	14/06/08	Finalized	01/03/10	01/07/10	15,930,000	CEB	Disbursing	28,488,800	Implementation
36,700,000	CEB	CEB	07/12/11	Execution	01/01/15	31/12/17	28,700,000	CEB	Disbursing	36,700,000	Implementation

Project code	Grant code	Title of operation	Grant services	Grant app
<b>TRANSPORT</b>				
PRJ-ALB-TRA-001	MW-ALB-TRA-CEB;KFW-07	Feeder Roads	CF	9,00
PRJ-ALB-TRA-002	TA-ALB-06	Feasibility Study for Track Renewal and Signalling and Communication Systems in the Whole Albanian Railway Network	FS	1,50
	WB4-ALB-TRA-09	Detailed Design for Tirana - Durres Railway Section and Economic/Financial Appraisal for the Whole Rail Network	DD, EFA	1,25
	WB-IG01-ALB-TRA-01	Rehabilitation of Railway Durres - Tirana and Construction of the New Railway to Rinas Branch	CF	36,2
PRJ-ALB-TRA-003	WB1-ALB-TRA-01	Regional and Local Roads	DD, SOW, TMA	4,00
PRJ-ALB-TRA-004	WB4-ALB-TRA-08	TA for Project Implementation Roads Sector	TMA	750
PRJ-ALB-TRA-005	WB7-ALB-TRA-12	Feasibility Study for Tirana Bypass (Kashar - Vaqarr - Mullet)	EFA, EIA, FS, PD	1,00
	WB16-ALB-TRA-02	Detailed Design for Tirana Bypass (Kashar - Vaqarr - Mullet)	DD, ESIA, TD	1,45
PRJ-ALB-TRA-006	WB8-ALB-TRA-13	Feasibility Study and Preliminary Design of Two Tram Lines in Tirana	FS, CD	375
PRJ-ALB-TRA-007	WB13-ALB-TRA-01	Feasibility Study for the Rehabilitation of Railway Line Durres - Pogradec - Lin and New Rail Line Link to Border with the former Yugoslav Republic of Macedonia	CD, EFA, EIA, FS, PFS	720
PRJ-ALB-TRA-008	WB15-ALB-TRA-01	Detailed Design for Rehabilitation of Railway Line Vora - Hani Hotit	DD, TD	800
	WB16-ALB-TRA-01	Detailed Design for Rehabilitation of Railway Line Vora - Hani Hotit	DD	4,50
PRJ-ALB-TRA-013	WB17-ALB-TRA-01	Durres Port, Reconstruction of Quays 1 & 2: Pre-feasibility Study, Feasibility Study, ESIA, Review and Update of Detailed Design and Tender Documentation	DD, ESIA, FS, PFS, TD	1,10
PRJ-ALB-TRA-015	WB17-ALB-TRA-02	Adriatic - Ionian Corridor, Construction of Lezha Bypass: Feasibility Study and ESIA	ESIA, FS	351
<b>BOZANIA AND HERZEGOVINA</b>				
<b>ENERGY</b>				
PRJ-BIH-ENE-001	WB5-BIH-ENE-05	Wind Farm Poklecani	EIA,FS	380
PRJ-BIH-ENE-002	WB6-BIH-ENE-08	HPP Čaplje	CD, EIA, FS, OTH, SIA	800
PRJ-BIH-ENE-003	WB6-BIH-ENE-07	Hydro-Electric Power Plants Kruševo & Zeleni Vir	EIA, FS	1,00
PRJ-BIH-ENE-004	WB9-BIH-ENE-01	HHP Babino selo	CD, EIA, FS, SIA	750
PRJ-BIH-ENE-005	WB9-BIH-ENE-02	HPP Vinac	CD, EIA, FS, SIA	750
PRJ-BIH-ENE-006	WB9-BIH-ENE-03	Pale District Heating Project	CF	1,50
PRJ-BIH-ENE-007	WB8-BIH-ENE-11	Smart Metering/AMR System Design & Implementation Support	EFA	460
PRJ-BIH-ENE-008	WB7-BIH-ENE-09	50 MW Wind Farm Vlastic - Travnik	EIA, FAA, FS, OTH, PD	875
<b>ENVIRONMENT</b>				
PRJ-BIH-ENV-001	MW-BIH-ENV-EBRD-02	Bijeljina Waste Water System Project, Phase II	CF	3,00
	TA3-BIH-ENV-03	Bijeljina Waste Water Treatment Plant implementation	TMA	500
PRJ-BIH-ENV-002	TA-BIH-03	Plava Voda Regional Water Supply Project	DD	600
	TA3-BIH-ENV-05	Reconstruction of Distribution Networks in the Municipalities Connected to Plava Voda Regional Water Supply Project - 4 Municipalities	FS	300
PRJ-BIH-ENV-003	MW-BIH-ENV-EIB-01	Water and Sanitation (Velika Kladusa, Orasje, Bosanski Petrovac, Posusje, Siroki Brijeg)	CF	5,00

Amount approved (€)	Lead IFI	Grant manager	Approval date	Current stage	Start date	Expected completion date	Loan amount (€)	Loan institution	Loan stage	Latest total est. inv. (€)	Project stage
24,600,000	KFW	KFW	20/03/09	Finalized	23/12/10	22/03/17	15,000,000	KFW	Signed	24,600,000	Completed
24,600,000	EBRD	IPF1	14/06/08	Finalized	01/01/09	01/06/09					
24,600,000	EBRD	EBRD	25/06/10	Execution	15/04/15	31/07/18	36,870,000	EBRD	Signed	92,903,700	Implementation
24,600,000	EBRD	EBRD	15/12/16	Preparation	01/01/17	24/03/19					
24,600,000	EBRD	EBRD	08/12/09	Finalized	05/06/14	31/12/16	50,000,000	EIB	Signed	138,500,000	Implementation
							50,000,000	EBRD	Repaying		
							35,000,000	EIB	Signed		
24,600,000	EIB	EIB	25/06/10	Finalized	09/09/11	31/12/13	26,000,000	EIB	Signed	145,460,000	Implementation
							61,000,000		Estimated		
24,600,000	EBRD	IPF2	14/06/12	Finalized	01/03/13	01/05/14	50,000,000	EBRD	Estimated	134,410,276	Preparation
24,600,000	EBRD	IPF	15/12/16	Pending TOR			59,966,897	EBRD	Estimated		
24,600,000	EBRD	EBRD	06/12/12	Cancelled							Cancelled
24,600,000	EIB	IPF4	17/06/15	Execution	26/04/17	13/06/18	110,000,000	EIB	Estimated	221,860,000	Preparation
24,600,000	EBRD		17/06/16	Cancelled			31,000,000	EBRD	Estimated	127,220,000	Preparation
24,600,000	EBRD	IPF	15/12/16	Pending TOR							
24,600,000	EBRD	IPF	15/06/17	Preparation			48,183,673	EBRD	Estimated	59,749,841	Preparation
24,600,000	EBRD	IPF	15/06/17	Preparation						351,750	Preparation
24,600,000	EIB	IPF1	26/06/11	Finalized	01/04/12	01/01/14	110,000,000	EIB	Terms agreed	150,000,000	Preparation
24,600,000	EIB	IPF3	07/12/11	Cancelled							Cancelled
24,600,000	EIB	IPF3	07/12/11	Cancelled							Cancelled
24,600,000	EBRD	EBRD	13/06/13	Execution	06/07/15	31/05/18	20,000,000	EBRD	Estimated	35,750,000	Preparation
24,600,000	EBRD	EBRD	13/06/13	Cancelled							Cancelled
24,600,000	EBRD	EBRD	13/06/13	Cancelled							Cancelled
24,600,000	EIB	IPF3	06/12/12	Finalized	01/08/13	06/03/15	35,000,000	EIB	Signed	124,900,000	Implementation
							25,000,000	EIB	Estimated		
24,600,000	EIB	EIB	14/06/12	Finalized	01/09/13	31/12/16	37,500,000	EIB	Disbursing	86,400,000	Preparation
							26,000,000		Estimated		
24,600,000	EBRD	EBRD	20/03/09	Finalized	01/09/12	28/02/15	4,999,000	EBRD	Repaying	32,155,205	Completed
24,600,000	EBRD	IPF2	08/12/09	Finalized	01/09/10	01/10/12	6,996,205	EBRD	Repaying		
24,600,000	EBRD	IPF1	14/06/08	Finalized	01/11/08	01/03/15	11,000,000	CEB	Terms agreed	29,900,000	Tendering
24,600,000	EBRD	IPF1	08/12/09	Finalized	01/06/11	01/02/14	11,000,000	EBRD	Signed		
24,600,000	EIB	EIB	20/03/09	Finalized	15/12/13	31/12/15	60,000,000	EIB	Signed	121,300,000	Implementation

Project code	Grant code	Title of operation	Grant services	Grant approved
PRJ-BIH-ENV-003	TA3-BIH-ENV-02	Water and Sanitation Federation FBiH - 16 Municipalities	FS, ID, PFS, TMA	1,250,000
	WB9-BIH-ENV-03	Water Supply and Sanitation in FBiH	PIU, TD	1,250,000
	WB17-BIH-ENV-01	WATSAN Programme in the Federation of Bosnia and Herzegovina: Extended TA Support for the Implementation and Management of the Project	ATP, DD, FS, PD, TD	1,300,000
PRJ-BIH-ENV-004	MW-BIH-ENV-CEB;KFW-04	Water Supply and Sewerage Collection in Banja Luka	CF	2,000,000
PRJ-BIH-ENV-005	TA3-BIH-ENV-01	Water and Sanitation in Republika Srpska - 15 Municipalities	FS	1,250,000
	WB8-BIH-ENV-27	Water and Sanitation Project in Republika Srpska	FS, PIU	1,250,000
	WB12-BIH-ENV-02	Water and Sanitation Project in Republika Srpska	FS, PIU, TMA	1,500,000
PRJ-BIH-ENV-006	WB5-BIH-ENV-16	Construction of Sewage Collectors and Wastewater Treatment & Disposal plant in Cazin	ATP, DD, FS, PD	300,000
PRJ-BIH-ENV-007	WB5-BIH-ENV-17	Flood Risk Management for Republika Srpska	ATP, PIU, TD	2,500,000
	WB12-BIH-ENV-04	Preparation of Flood Hazard and Flood Risk Maps and Support to the PMU for Flood Risk Management	ATP, PIU, TD OTH	1,500,000 3,380,000
PRJ-BIH-ENV-008	WB5-BIH-ENV-15	Water Leakage Reduction Plan for the Municipality of Tuzla	ID, TMA	400,000
PRJ-BIH-ENV-009	WB6-BIH-ENV-19	Water and Sewer Systems in the City of Mostar	SOW, TMA, TD IRS	545,000 2,000,000
PRJ-BIH-ENV-010	WB8-BIH-ENV-29	Optimization of Sewage Collectors and Wastewater Treatment Plants in Modrac Lake Basin	DD, EFA, EIA, FS, PD	1,000,000
<b>SOCIAL</b>				
PRJ-BIH-SOC-001	TA-BIH-01	State Prison Project in Bosnia and Herzegovina	FS, PD, TMA	500,000
	WB4-BIH-SOC-02	Support to the Construction of a Maximum Security State Prison	DD	1,200,000
			IRS	2,000,000
			PIU	347,000
WB14-BIH-SOC-01	Support to the Construction of a Maximum Security State Prison	OTH	200,000	
		OTH	300,000	
PRJ-BIH-SOC-002	WB5-BIH-SOC-03	Designing the Medical Faculty, Medical Research Center and Secondary Medical School	FS, MD, PD	800,000
	WB14-BIH-SOC-02	Designing the Medical Faculty, Medical Research Center, Faculty for Health Care Sciences and Secondary Medical School, Phase 3	DD OTH	680,000 200,000
PRJ-BIH-SOC-003	WB7-BIH-SOC-04	Support for Vulnerable Persons Living in Collective Accommodation	SOW	1,200,000
PRJ-BIH-SOC-004	WB7-BIH-SOC-05	Integra Sport and Cultural Facility (Mostar Centre)	PIU, TMA IRS	550,000 2,000,000
<b>TRANSPORT</b>				
PRJ-BIH-TRA-001	TA-BIH-06	Construction of Main Road Foca (Brod na Drini) - Hum	FS	700,000
PRJ-BIH-TRA-002	TA-BIH-08	Corridor Vc, Phase II	FS	400,000
	WB1-BIH-TRA-01	Corridor Vc Motorway	SOW, TMA	2,000,000
	WB-IG00-BIH-TRA-01	Mediterranean Corridor (CVc): Bosnia and Herzegovina - Croatia Road Interconnection	CF	25,090,000
	WB17-BIH-TRA-04	Corridor Vc, Construction of Motorway Section Svilaj - Odzak, Border Crossing and Interstate Bridge on the Sava River: Financial Management and Monitoring of the Project	PIU, TMA	350,000
PRJ-BIH-TRA-003	TA2-BIH-TRA-02	Reconstruction of the Railway Section Sarajevo - Podlugovi on the Pan European Corridor Vc	DD	600,000



Amount invested (€)	Lead IFI	Grant manager	Approval date	Current stage	Start date	Expected completion date	Loan amount (€)	Loan institution	Loan stage	Latest total est. inv. (€)	Project stage
0,000	EIB	IPF2	08/12/09	Finalized	01/11/10	01/09/13					
0,000	EIB	IPF3	13/06/13	Execution	01/08/13	29/09/17					
0,000	EIB	IPF	15/06/17	Pending TOR							
0,000	KFW	KFW	20/03/09	Finalized	12/10/09	31/12/14	10,000,000	KFW	Signed	19,100,000	Completed
0,000	EIB	IPF1	08/12/09	Finalized	01/11/10	01/01/14					
0,000	EIB	IPF1	06/12/12	Finalized	01/08/13	01/03/15	50,000,000	EIB	Signed	100,000,000	Implementation
0,000	EIB	IPF3	09/12/14	Execution	10/07/15	31/12/17					
0,000	EBRD	EBRD	26/06/11	Finalized	01/03/12	30/07/17	5,000,000	EBRD	Signed	15,600,000	Tender preparation
0,000	EIB	IPF2	26/06/11	Finalized	01/10/11	01/05/14					
0,000	EIB	IPF4	09/12/14	Execution	20/07/15	27/07/18	74,000,000	EIB	Disbursing	102,980,000	Implementation
0,000	EIB	IPF5	09/12/14	Execution	07/04/17	07/05/19					
0,000	KFW	IPF2	26/06/11	Finalized	01/08/12	01/12/13	11,000,000	KFW	Signed	24,765,000	Implementation
0,000	EIB	IPF3	07/12/11	Execution	07/12/12	30/09/17	60,000,000	EIB	Disbursing	121,300,000	Implementation
0,000	EIB	CEB	07/12/11		N/A	N/A					
0,000	EBRD	EBRD	06/12/12	Cancelled							Cancelled
0,000	CEB	IPF1	14/06/08	Finalized	01/08/08	01/06/10					
0,000	CEB	IPF1	25/06/10	Finalized	01/07/10	01/04/11					
0,000	CEB	CEB	25/06/10		N/A	N/A					
0,000	CEB	IPF3	16/12/15	Execution	01/02/16	31/10/17	19,300,000	CEB	Disbursing	41,819,669	Implementation
0,000	CEB	IPF5	16/12/15	TOR completed							
0,000	CEB	IPF5	16/12/15	Pending ToR							
0,000	EIB	IPF2	26/06/11	Finalized	01/02/12	01/11/13					
0,000	EIB	IPF4	16/12/15	TOR completed	23/10/17	31/01/19	100,000,000	EIB	Signed	286,300,000	Preparation
0,000	EIB	IPF4	16/12/15	TOR completed	27/11/17	02/11/18					
0,000	CEB	CEB	14/06/12	Execution	01/12/15	31/12/17	60,000,000	CEB	Disbursing	106,233,670	Implementation
0,000	CEB	IPF2	14/06/12	Finalized	01/02/13	01/05/14	11,000,000	CEB	Estimated	25,064,200	Preparation
0,000	CEB	CEB	14/06/12		N/A	N/A					
0,000	EBRD	IPF1	14/06/08	Finalized	01/10/09	01/12/12	61,550,000	EBRD	Terms agreed		Cancelled
0,000	EIB	IPF1	14/06/08	Finalized	01/04/09	01/03/14	80,000,000	EBRD	Terms agreed		
0,000	EIB	EIB	08/12/09	Finalized	05/10/13	31/12/15	166,000,000	EIB	Disbursing		
0,000	EIB	EIB	16/12/15	Preparation			75,000,000	EIB	Repaying		
							100,000,000	EIB	Signed	723,410,000	Implementation
0,000	EIB	IPF	15/06/17	Pending ToR			50,000,000	EBRD	Terms agreed		
							40,000,000	CEB	Terms agreed		
0,000	EIB	IPF2	20/03/09	Finalized	01/05/11	01/08/13	21,900,000	EIB	Terms agreed	22,500,000	Preparation

Project code	Grant code	Title of operation	Grant services	Grant app
PRJ-BIH-TRA-004	WB1-BIH-TRA-03	Mahovljani Interchange: Assistance with Institutional Strengthening of RS Motorways	TMA	300
PRJ-BIH-TRA-005	WB6-BIH-TRA-15	Technical Assistance During Construction of Brcko Bypass	TMA	550
PRJ-BIH-TRA-006	WB6-BIH-TRA-18	Study on Toll Collection & System Design for RS Motorways	TMA	300
PRJ-BIH-TRA-007	WB5-BIH-TRA-14	Corridor Vc Railways, Track overhaul Bos. Šamac/Šamac - Sarajevo, Sections: Doboj - Maglaj, Jelina - Zenica	DD, FS	1,00
PRJ-BIH-TRA-008	WB-IG00-BIH-TRA-02	Mediterranean Corridor (R2a): Bosnia and Herzegovina - Croatia Interconnection	CF	6,80
<b>CROATIA</b>				
<b>ENERGY</b>				
PRJ-HRV-ENE-001	WB5-HR-ENE-03	Documentation for Wind and Solar Projects in Splitsko - Dalmatinska County, Croatia	EFA, EIA, FAA, FS, PD	500
PRJ-HRV-ENE-002	WB5-HR-ENE-04	Documentation for Small Hydroelectric Power Plant Ozalj in Croatia	EFA, EIA, FAA, FS, PD	500
PRJ-HRV-ENE-003	WB5-HR-ENE-01	LNG Regasification Vessel	EIA, FS, PD	1,00
PRJ-HRV-ENE-004	WB8-HR-ENE-11	Feasibility Study including ESIA and CBA - Regulation and Development of the Sava River in Zagreb	CD, EFA, ESIA, FS	1,50
PRJ-HRV-ENE-005	WB5-HR-ENE-02	LNG Evacuation Gas Pipelines Omišalj-Zlobin-Rupa (Slovenia)	EFA	180
PRJ-HRV-ENE-006	WB9-HR-ENE-01	JANAF Oil Pipeline Upgrading	ATP, EFA, EIA, PD, SIA, TMA	1,60
<b>SOCIAL</b>				
PRJ-HRV-SOC-001	TA3-HR-SOC-01	Construction of A Penitentiary/Prison Complex in Sibenik	FS	800
PRJ-HRV-SOC-002	WB6-HR-SOC-03	New Campus & University Learning Resource Centre	EIA, FAA, FS, PD	800
	WB9-HR-SOC-02	Zadar University: New Campus & Learning Resource Centre	TMA	1,20
PRJ-HRV-SOC-003	WB7-HR-SOC-04	Student Accommodation Infrastructure at the Universities of Rijeka and Osijek	EFA, FS	2,80
PRJ-HRV-SOC-004	WB9-HR-SOC-01	Health Institutions Reconstruction & Construction of Depts & Centres	ATP, DD, EIA, FS, PD, SIA	1,50
PRJ-HRV-SOC-006	WB5-REG-SOC-01	Construction and Development of the Centre for Entrepreneurial Learning and Strengthening Competitiveness Economy (Entrepreneurial Learning)	DD, FS, ID, PD	1,58
	WB11-REG-SOC-01	SEECEL Implementation Support	ATP, MD, SOW	1,32
<b>THE FORMER YUGOSLAV REPUBLIC OF MACEDONIA</b>				
<b>ENERGY</b>				
PRJ-MKD-ENE-001	TA-MKD-02	Pilot Project – Wind Park Development	FS	400
PRJ-MKD-ENE-002	TA2-MKD-ENE-02	Construction of OHL 400kV the former Yugoslav Republic of Macedonia - Serbia	EIA	100
PRJ-MKD-ENE-003	WB4BIS-MKD-ENE-03	Electricity Production Zletovica	EIA, FS, PD, TD	1,00
PRJ-MKD-ENE-004	WB5-MKD-ENE-04	National Gasification System	EIA, SIA	170
PRJ-MKD-ENE-005	WB4BIS-REG-ENE-01	Albania - the former Yugoslav Republic of Macedonia 400 kV Interconnection	EIA, FS	803
	WB9-MKD-ENE-01	400kV Interconnection Bitola (the former Yugoslav Republic of Macedonia) - Elbasan (Albania) Line and Substation	DD	900
	WB-IG00-MKD-ENE-01	Albania - the former Yugoslav Republic of Macedonia Power Interconnection (II): Grid Section in the former Yugoslav Republic of Macedonia	CF, TMA	12,00
<b>ENVIRONMENT</b>				
PRJ-MKD-ENV-001	WB10-MKD-ENV-01	Water and Sewerage Programme in the former Yugoslav Republic of Macedonia	MD, SOW, TMA	400
<b>SOCIAL</b>				

Amount approved (€)	Lead IFI	Grant manager	Approval date	Current stage	Start date	Expected completion date	Loan amount (€)	Loan institution	Loan stage	Latest total est. inv. (€)	Project stage
0,000	EBRD	EBRD	08/12/09	Finalized	16/12/09	13/09/11	21,000,000	EBRD	Disbursing	33,800,000	Completed
0,000	EBRD	IPF3	07/12/11	Finalized	01/06/12	31/03/16	28,500,000	EBRD	Repaying	38,525,000	Implementation
0,000	EBRD	IPF3	07/12/11	Finalized	18/09/12	01/07/13				300,000	Completed
00,000	EIB	IPF2	26/06/11	Finalized	01/05/12	01/04/14	86,000,000	EIB	Signed	128,800,000	Preparation
00,000	EIB	EIB	16/12/15	Preparation			65,000,000	EIB	Repaying	130,000,000	Preparation
0,000	KFW	KFW	26/06/11	Cancelled							Cancelled
0,000	KFW	KFW	26/06/11	Cancelled							Cancelled
00,000	EBRD	IPF2	26/06/11	Finalized	01/05/12	01/06/14	31,600,000	EBRD	Estimated	101,000,000	Preparation
00,000	EBRD	IPF3	06/12/12	Execution	07/10/13	30/11/17	500,000,000	EBRD	Estimated	1,200,000,000	Preparation
0,000	EBRD	IPF2	26/06/11	Finalized	01/01/13	01/11/13	95,500,000	EBRD	Estimated	95,680,000	Preparation
00,000	EBRD	EBRD	13/06/13	Cancelled							Cancelled
0,000	CEB	IPF1	08/12/09	Cancelled							Cancelled
0,000	EIB	IPF3	07/12/11	Execution	28/09/12	29/09/17	300,000,000	EIB	Disbursing	610,000,000	Preparation
00,000	EIB	IPF5	13/06/13	Pending TOR			300,000,000	EIB	Estimated		
00,000	EIB	EIB	14/06/12	Cancelled							Cancelled
00,000	CEB	CEB	13/06/13	Cancelled							Cancelled
4,000	EIB	IPF2	26/06/11	Finalized	01/03/12	01/04/14	12,718,558	EIB	Disbursing	843,000,000	Implementation
0,000	EIB	IPF4	12/06/14	Finalized	01/12/14	03/03/17	257,281,442	EIB	Estimated		
0,000	KFW	IPF1	14/06/08	Finalized	01/09/08	01/12/10	32,900,000	KFW	Signed	75,000,000	Implementation
0,000	KFW	IPF1	14/06/08	Finalized	01/09/08	01/12/10	15,000,000	KFW	Signed		
0,000	KFW	IPF1	14/06/08	Finalized	01/09/08	01/12/10	17,000,000	KFW	Estimated		
0,000	EIB	IPF1	20/03/09	Finalized	01/03/09	01/12/10	11,000,000	WBG	Estimated	14,100,000	Implementation
00,000	EIB	EIB	16/12/10	Execution	25/07/12	31/12/17	57,000,000	EIB	Estimated	131,000,000	Preparation
00,000	EIB	EIB	16/12/10	Execution	25/07/12	31/12/17	70,000,000	EIB	Estimated		
0,000	EBRD	EBRD	26/06/11	Finalized	31/03/13	19/06/15					Cancelled
0,000	EBRD	IPF2	16/12/10	Finalized	01/01/12	01/05/13					
0,000	EBRD	EBRD	13/06/13	Execution	07/07/16	31/01/18	37,000,000	EBRD	Signed	50,550,000	Implementation
00,000	EBRD	EBRD	16/12/15	Execution	29/09/17	31/12/24					
0,000	KFW	IPF5	04/06/13	Execution	08/05/17	08/11/19	8,635,000	KFW	Signed	18,016,876	Implementation

Project code	Grant code	Title of operation	Grant services	Grant app
PRJ-MKD-SOC-001	TA-MKD-01	Idrizovo Prison Reform Project in the former Yugoslav Republic of Macedonia	DD, FS, TMA	500
	WB12-MKD-SOC-01	Project for Reconstruction of Penitentiary Institutions in the former Yugoslav Republic of Macedonia	PIU	75,0
	WB17-MKD-SOC-02	Reconstruction of Penitentiary Institutions: Extended TA Support for the Implementation and Management of the Project	PIU	275
PRJ-MKD-SOC-002	WB17-MKD-SOC-02	Reconstruction of Penitentiary Institutions: Extended TA Support for the Implementation and Management of the Project	PIU, TMA	1,10
	TA3-MKD-SOC-01	Health Provider Institutions (HPIs)	DD, FS, PD, TMA	2,00
PRJ-MKD-SOC-003	WB15-MKD-SOC-01	Support to Consolidation and Modernisation of Health Provider Institutions Skopje and Shtip	PIU	1,40
	WB6-MKD-SOC-02	Construction of Physical Education Facilities in Secondary schools, Acquisition of Equipment and Refurbishment, Phase I	ATP, CF, EIA, SOW	1,00
PRJ-MKD-SOC-004	WB6-MKD-SOC-03	Construction of Physical Education Facilities in Primary Schools, Acquisition of Equipment and Rehabilitation of Primary and Secondary Schools, Phase II	ATP, CF, EIA, SOW	2,00
	WB6-MKD-SOC-04	Complementary Funding for Competition of Works Related to HPIs - Rehabilitation Phase I	CF	3,00
<b>TRANSPORT</b>				
PRJ-MKD-TRA-001	WB5-MKD-TRA-01	Construction of Railway Line Kumanovo - Deve Bair, Border with Bulgaria, Eastern Part of Corridor VIII, Section Kumanovo - Beljakovce	ATP, DD	1,50
	WB7-MKD-TRA-02	Railway Line Eastern Part of Corridor VIII, Beljakovce - Deve Bair Section	ATP, MD	2,70
	WB7-MKD-TRA-03	Railway Line Eastern Part of Corridor VIII, Section Kumanovo - Beljakovce	SOW	2,70
	WB11-MKD-TRA-01	Railway Corridor VIII Kumanovo - Deve Bair, Section Baljakova - Kriva Palanka	SOW	3,00
	WB15-MKD-TRA-03	Preparation of Prefeasibility Study for Railway Line Skopje - Kicevo as Central Part of Rail Corridor VIII	PFS	300
PRJ-MKD-TRA-002	WB9-MKD-TRA-01	Motorway A4 Skopje - Blace, Section Interchange Stenkovec - Blace	DD, EIA, FS, PD, SIA	1,00
PRJ-MKD-TRA-003	WB13-MKD-TRA-01	Preparation of the Technical Documentation for the Construction of the Railway Joint Border Station Between the former Yugoslav Republic of Macedonia and Serbia	ATP, CD, DD, EIA, FS, ID, PD, SIA, TD	380
PRJ-MKD-TRA-004	WB15-MKD-TRA-01	Preparation of Detailed Design for Construction of Motorway Section A2 Gostivar - Kichevo, Phase 2: Subsection Gostivar - Gorna Gjonovica	DD	2,00
PRJ-MKD-TRA-005	WB15-MKD-TRA-02	Modernisation of the Railway Line Tabanovce - Gevgelija, Introducing ETCS Level 1 Along the Rail Corridor X and Improvements of the Signalling Along the Macedonian Railway Network	PFS	500
	WB15-MKD-TRA-04	Modernisation of Railway Line Tabanovce - Gevgelija, Installation of GSMR Along Corridor X	PFS	300
<b>KOSOVO</b>				
<b>ENERGY</b>				
PRJ-KOS-ENE-001	MW-KOS-ENE-KFW-02	Improvement of District Heating Pristina	CF, PIU, TMA	14,0
	TA3-KOS-ENE-03	Improvement of District Heating, Phase 2 - CHP	FS	375
PRJ-KOS-ENE-003	WB4-KOS-ENE-05	Energy Efficiency Measures in Public Buildings	FS	600
	WB7-KOS-ENE-09	Implementation of Energy Efficiency Measures in Public Buildings at Municipality Level	ATP, CD, DD, IRS, PIU, SOW, SAM, TMA, TD, WS	2,50
PRJ-KOS-ENE-004	WB7-KOS-ENE-08	Energy Efficiency Measures in Central Public Buildings	FAA, FS, TMA	700
PRJ-KOS-ENE-005	WB8-KOS-ENE-11	FS - Fuel Switching & System Expansion for District Heating in Gjakove	FS	300
	WB10-KOS-ENE-01	Rehabilitation of District Heating in Gjakova	EIA, FS, SIA	600
<b>ENVIRONMENT</b>				
PRJ-KOS-ENV-001	MW-KOS-ENV-KFW-01	Rehabilitation of Pristina Water Supply and Sewage Network	CF	11,0
PRJ-KOS-ENV-002	TA3-KOS-ENV-01	Project Preparation - Feasibility Studies for Waste Water Treatment Plants in Kosovo	FS	1,75
PRJ-KOS-ENV-003	WB7-KOS-ENV-05	Strengthening Waste Management	EIA, FAA, FS, ID	400
PRJ-KOS-ENV-004	WB7-KOS-ENV-06	Feasibility Study for Protection of Iber Canal	FS	500

Amount approved (€)	Lead IFI	Grant manager	Approval date	Current stage	Start date	Expected completion date	Loan amount (€)	Loan institution	Loan stage	Latest total est. inv. (€)	Project stage
0,000	CEB	IPF2	14/06/08	Finalized	01/10/08	01/11/13					
0,000	CEB	IPF4	09/12/14	Finalized	07/10/15	05/02/16					
0,000	CEB	IPF4	09/12/14	Execution	27/06/16	06/10/17	46,000,000	CEB	Disbursing	53,450,000	Implementation
0,000	CEB	IPF	15/06/17	Pending TOR							
0,000	CEB	IPF2	08/12/09	Finalized	01/01/11	01/05/14					
0,000	CEB	CEB	17/06/16	TOR completed		31/12/21	97,000,000	CEB	Disbursing	179,795,000	Implementation
0,000	CEB	CEB	07/12/11	Execution	01/01/14	31/12/17	30,000,000	CEB	Disbursing	62,300,000	Implementation
0,000	CEB	CEB	07/12/11	Execution	01/01/14	31/12/17	12,500,000	CEB	Disbursing		
0,000	CEB	CEB	07/12/11	Finalized		01/07/16	23,000,000	CEB	Disbursing	51,462,488	Completed
0,000	EBRD	EBRD	26/06/11	Finalized		30/05/15					
0,000	EBRD	EBRD	14/06/12	Execution	19/08/13	31/12/18	46,400,000	EBRD	Signed		
0,000	EBRD	EBRD	14/06/12	Execution	10/02/14	31/03/19				214,186,185	Implementation
0,000	EBRD	EBRD	12/06/14	TOR completed	11/12/14	30/05/20	145,000,000	EBRD	Signed		
0,000	EBRD	IPF	17/06/16	Pending TOR							
0,000	EBRD	IPF3	13/06/13	Execution	01/04/15	29/09/17	100,000,000	EBRD	Terms agreed	101,000,000	Preparation
0,000	EBRD	IPF4	17/06/15	Execution	21/06/16	27/08/18	17,600,000	EBRD	Repaying	21,000,000	Implementation
0,000	EBRD	IPF	17/06/16	Preparation						105,000,000	Preparation
0,000	EBRD	IPF	17/06/16	Pending TOR			103,000,000	EBRD	Estimated	103,800,000	Preparation
0,000	EBRD	IPF	17/06/16	Pending TOR							
0,000	KFW	KFW	20/03/09	Finalized	14/11/11	31/12/16	5,000,000	KFW	Signed	37,684,971	Implementation
0,000	KFW	IPF2	08/12/09	Finalized	01/04/10	01/04/11					
0,000	KFW	IPF1	25/06/10	Finalized	01/06/11	01/01/12	2,500,000	KFW	Signed	8,100,000	Tendering
0,000	KFW	KFW	14/06/12	Execution	11/08/16	30/06/28					
0,000	WBG	WBG	14/06/12	Finalized		31/12/16	27,720,000	WBG	Disbursing	28,420,000	Implementation
0,000	KFW	IPF2	06/12/12	Finalized	01/01/13	01/02/14					Cancelled
0,000	EC	IPF3	04/12/13	Finalized	30/06/14	31/05/17					
0,000	KFW	KFW	20/03/09	Execution	07/09/10	31/12/17	6,000,000	KFW	Signed	17,072,500	Implementation
50,000	KFW	IPF1	08/12/09	Finalized	01/05/11	01/03/15	60,000,000		Estimated	101,750,000	Preparation
0,000	WBG	WBG	14/06/12	Finalized		30/06/15				400,000	Implementation
0,000	WBG	WBG	14/06/12	Finalized	28/02/14	31/05/16	23,000,000	WBG	Signed	26,000,000	Implementation

Project code	Grant code	Title of operation	Grant services	Grant app
PRJ-KOS-ENV-005	WB14-KOS-ENV-01	Lepenc Canal Feasibility Study	FS	1,50
PRJ-KOS-ENV-006	TA-KOS-01	Regional Water Company Pristina	FS, TMA	300
<b>SOCIAL</b>				
PRJ-KOS-SOC-001	WB8-KOS-SOC-06	Kosovo Education Improvement Project	SD, TMA	550
PRJ-KOS-SOC-004	WB17-KOS-SOC-02	Upgrading the Physical Infrastructure of Secondary and Tertiary Healthcare Institutions: Pre-feasibility Study	PFS	260
<b>TRANSPORT</b>				
PRJ-KOS-TRA-001	TA-KOS-02	Rehabilitation of Railway Route 10 (Leshak – Mitrovicë – Fushë Kosovë – Ferizaj – Hani i Elezit)	PFS	500
	WB9-KOS-TRA-01	Railway Route 10 Rehabilitation	ATP, DD	1,84
	WB12-KOS-TRA-01	Works Supervision for Rehabilitation of Railway Route 10: Section Fushe/Kosove – Border with the former Yugoslav Republic of Macedonia, Phase 1	SOW	1,40
	WB-IG00-KOS-TRA-01	Orient/East-Med Corridor (R10): The former Yugoslav Republic of Macedonia - Kosovo - Serbia Rail Interconnection, Phase 1	CF	38,5
PRJ-KOS-TRA-002	WB11-KOS-TRA-02	Highway Section E, Pristina - Merdare	FS	300
			EIA, PD, SIA	620
PRJ-KOS-TRA-003	WB11-KOS-TRA-01	N9 Pristina Road Section Kijeva/Klina to Zahaq	EIA, FS, PD	800
	WB16-KOS-TRA-01	N9 Prishtinë - Pejë (SEETO Route 6 B), Section from Kijevë/Klina to Zahaq	ESIA, PD, TD	1,90
PRJ-KOS-TRA-004	WB14-KOS-TRA-02	Orient/East-Med Corridor (R10), Rail Line Fushe Kosova/Kosovo Polje – Mitrovica: Detailed Technical Project Design and Tender Preparation	DD	1,00
	WB-IG01-KOS-TRA-01	General Rehabilitation of the Railway Route 10 (Border with Serbia - Leshak – Mitrovica – Fushe Kosove – Hani i Elezit – Border with the former Yugoslav Republic of Macedonia), Phase 2: Fushe Kosove – Mitrovica	CF	17,5
PRJ-KOS-TRA-005	WB15-KOS-TRA-01	Detailed Design and Tender Preparation for the Northern Part of Railway Route 10 (Mitrovica - Lesak - Border with Serbia)	DD, TD	1,30
PRJ-KOS-TRA-006	WB5-KOS-TRA-06	Feasibility Study for Key Railway Links (East – West)	EIA, FS, PD	600
	WB14-KOS-TRA-01	Rail Line Fushe Kosova/Kosovo Polje – Podujevo Detailed Technical Project Design and Tender Preparation	DD, TD	1,25
PRJ-KOS-TRA-011	WB17-KOS-TRA-02	Comprehensive Network, Pristina Intermodal Terminal, General Rehabilitation and Construction of Railway Line Pristina - Pristina Airport "Adem Jashari": Feasibility Study and ESIA	ESIA, FS	1,10
<b>MONTENEGRO</b>				
<b>ENERGY</b>				
PRJ-MNE-ENE-001	TA-MON-02	Electricity Network Development Programme	FS, PFS	1,85
	WB-IG00-MNE-ENE-01	Trans-Balkan Electricity Corridor: Grid Section in Montenegro	CF	25,0
PRJ-MNE-ENE-002	WB5-MNE-ENE-04	Pljevlja Renewable Energy Heating	ATP, CF, TMA	2,50
PRJ-MNE-ENE-003	WB6-MNE-ENE-06	Electricity Network Expansion for the Development of RES	FS, PD	600
PRJ-MNE-ENE-004	WB6-MNE-ENE-05	Feasibility Study for Biomass District Heating System in Kolašin	FS	330
PRJ-MNE-ENE-005	WB10-MNE-ENE-01	Gas Development Master Plan	ID, SEA	700
<b>ENVIRONMENT</b>				
PRJ-MNE-ENV-001	MW-MNE-ENV-EIB-02	Rehabilitation and Construction of Water and Waste Water Infrastructure in North	CF	5,00
	TA2-MNE-ENV-04	Waste Water Treatment Plant Berane	FS	150
	TA3-MON-ENV-02	Waste Water Treatment Plant and Network in Kolasin	FS	200
	TA3-MON-ENV-04	Waste Water Treatment Plant and Network in Rozaje	FS	200
	TA-MON-05	Podgorica Water Infrastructure Project	FS	150
	TA-MON-07	Podgorica Waste Water Project	FS	150
	WB6-MNE-ENV-17	Reconstruction of Water Supply System in Old Royal Capital of Cetinje	ATP, MD	600

Amount approved (€)	Lead IFI	Grant manager	Approval date	Current stage	Start date	Expected completion date	Loan amount (€)	Loan institution	Loan stage	Latest total est. inv. (€)	Project stage
1,500,000	EBRD	IPF5	16/12/15	Execution	14/12/16	30/06/18				1,500,000	Preparation
20,000,000	KFW	IPF1	14/06/08	Finalized	01/06/09	01/02/10	20,000,000	KFW	Signed	35,200,000	Implementation
550,000	WBG	WBG	06/12/12	Finalized		31/12/16				550,000	Completed
25,000,000	EIB	IPF	15/06/17	Pending TOR			25,000,000	EIB	Estimated	50,260,000	Preparation
25,000,000							25,000,000	Estimated			
19,200,000	EIB	IPF2	14/06/08	Finalized	01/04/10	01/11/10	19,200,000	EBRD	Signed	94,540,000	Implementation
13,000,000	EBRD	EBRD	13/06/13	Execution	20/07/15	31/12/18					
19,200,000	EBRD	EBRD	09/12/14	Execution	01/01/18	30/09/19	19,200,000	EIB	Signed		
60,000,000	EBRD	EBRD	16/12/15	Preparation							
60,000,000	EBRD	IPF4	12/06/14	Finalized	12/01/16	04/11/16	60,000,000	EBRD	Terms agreed	150,500,000	Preparation
40,000,000	EBRD	IPF4	12/06/14	TOR completed	25/09/17	31/12/18	40,000,000		Estimated		
70,000,000	EIB	IPF3	12/06/14	Execution	01/05/15	29/09/17	70,000,000	EIB	Terms agreed	142,700,000	Preparation
50,000,000	EIB	IPF6	15/12/16	Execution	10/04/17	10/10/18	50,000,000	EBRD	Estimated		
8,600,000	EBRD	EBRD	16/12/15	TOR completed	01/01/18	31/12/19	8,600,000	EBRD	Signed	42,724,000	Preparation
9,200,000	EBRD	EBRD	15/12/16	Preparation	30/09/17	31/12/24	9,200,000	EIB	Signed		
12,100,000	EBRD	EBRD	17/06/16	Pending TOR			12,100,000	EBRD	Signed	59,040,000	Preparation
13,000,000							13,000,000	EIB	Signed		
56,850,000	EBRD	IPF2	26/06/11	Finalized	01/04/12	01/01/13				56,850,000	Preparation
1,105,500	EBRD	IPF5	16/12/15	Pending TOR							
1,105,500	EBRD	IPF	15/06/17	Preparation	01/01/18	31/10/18				1,105,500	Preparation
60,000,000	EBRD	IPF1	14/06/08	Finalized	01/01/09	01/12/12	60,000,000	EBRD	Repaying	145,850,000	Implementation
25,000,000	KFW	KFW	16/12/15	Pending TOR	06/07/17	31/12/24	25,000,000	KFW	Signed		
20,600,000	EBRD	EBRD	26/06/11	Cancelled							Cancelled
20,600,000	EBRD	IPF3	07/12/11	Execution	01/05/15	31/10/17	20,000,000	EBRD	Estimated	20,600,000	Preparation
6,330,000	KFW	IPF3	07/12/11	Execution	04/12/13	29/09/17				6,330,000	Implementation
700,000	EBRD	IPF4	04/12/13	Finalized	03/11/14	05/06/17				700,000	Preparation
31,500,000	EIB	EIB	20/03/09	Finalized	01/01/14	31/12/15	31,500,000	EIB	Disbursing	114,760,000	Implementation
1,000,000	EIB	IPF1	20/03/09	Finalized	01/02/10	01/06/10					
1,000,000	EIB	IPF1	08/12/09	Finalized	01/12/10	01/07/12					
1,000,000	EIB	IPF1	08/12/09	Finalized	01/01/12	01/12/12					
1,000,000	EBRD	IPF1	14/06/08	Finalized	01/07/09	01/02/10					
1,000,000	EIB	IPF1	14/06/08	Finalized	01/07/09	01/02/10					
1,000,000	EIB	EIB	07/12/11	Finalized	09/08/13	31/12/16					

Project code	Grant code	Title of operation	Grant services	Grant app
	WB7-MNE-ENV-24	TA for Waste Water and Water Supply in Montenegro	ATP, TD	700
	WB8-MNE-ENV-32	Reconstruction of the Main Water Supply Pipeline in Andrijevica	CF	400
	WB15-MNE-ENV-01	Montenegro Waste Water and Water Supply Projects - Technical Assistance in Preparation of Project Documentation	TMA, TD	540
PRJ-MNE-ENV-002	WB15-MNE-ENV-02	Montenegro Waste Water & Water Supply Projects - Technical Assistance in Project Implementation - Supervision of Works for Podgorica WWTP Design & Build	SOW	1,1
	WB-IG02-MNE-ENV-01	Construction of Waste Water Treatment Plant in Podgorica	ATP, CF, CV, TD	9,0
PRJ-MNE-ENV-004	TA3-MON-ENV-03	Waste Water Treatment Plant and Network in Danilovgrad	FS	200
PRJ-MNE-ENV-006	WB4-MNE-ENV-11	Construction of Regional Landfills in Plijevlja and Zabljak	EIA, FS, SIA	150
	WB4-MNE-ENV-12	Construction of Regional Landfills in Montenegro	EIA, SIA	750
PRJ-MNE-ENV-010	WB8-MNE-ENV-31	Montenegro Solid Waste - Technical Assistance in Preparation of Project Documentation	FS	70,
<b>SOCIAL</b>				
PRJ-MNE-SOC-001	TA2-MNE-SOC-08	Center for Elderly Pljevlja	DD, OTH	150
<b>TRANSPORT</b>				
	TA2-MNE-TRA-03	Reconstruction of the Main Road Scepan Polje - Pluzine (Border with Bosnia and Herzegovina)	FS, ID	150
PRJ-MNE-TRA-001	TA3-MON-TRA-01	Construction of the Main Road Scepan Polje - Pluzine (Border with Bosnia and Herzegovina)	EIA, PD	550
	WB12-MNE-TRA-01	Detailed Design and Tender Documents for the Reconstruction of the Main Road Scepan Polje - Pluzine	CD, DD, TD	3,5
PRJ-MNE-TRA-002	WB6-MNE-TRA-14	Preparation of a SEETO Road Route 4 Investment Plan for Montenegro	EIA, FAA	500
PRJ-MNE-TRA-003	WB10-MNE-TRA-02	Priority Bypass on the Montenegrin Coast	CD, FS	500
	WB10-MNE-TRA-01	Bar - Vrbnica Railway Line Upgrade	DD, FS, PIU, TMA	1,0
	WB13-MNE-TRA-01	Special Inspection of 106 Tunnels and Development of the Main Designs for their Rehabilitation	ID, PIU	1,0
			DD	1,5
	WB14-MNE-TRA-01	Orient/East-Med Corridor (R4) Reliability and Safety Improvements, Phase 2 (Concrete Bridges)	DD	3,0
PRJ-MNE-TRA-004	WB-IG00-MNE-TRA-01	Orient/East-Med Corridor (R4): Montenegro - Serbia Rail Interconnection	CF	20,
	WB16-MNE-TRA-01	Rehabilitation of Vrbnica - Bar Railway Line in Montenegro Along the Main Belgrade - Bar Railway (SEETO Rail Route 4)	MD	1,5
	WB17-MNE-TRA-01	Orient/East-Med Corridor, SEETO Route 4, Railway Line Vrbnica - Bar, Replacement of the Signal - Safety System in the Northern Part: Connection to Central Command and Main Design for the Rehabilitation of Landslide Ratac	ATP, MD, TD	2,0
PRJ-MNE-TRA-005	WB17-MNE-TRA-02	Orient/East-Med Corridor, SEETO Route 4, Bar - Boljare Highway, Section Matesevo - Andrijevica: Preliminary Design and ESIA	ESIA, PD	3,10
PRJ-MNE-TRA-006	WB17-MNE-TRA-03	Orient/East-Med Corridor, SEETO Route 4, Bar - Boljare Highway, Bypass Podgorica (Smokovac - Tolosi - Farmaci): Preliminary Design and ESIA	ESIA,PD	2,3
<b>SERBIA</b>				
<b>ENERGY</b>				
PRJ-SRB-ENE-001	TA-SER-26	Trans-Balkan Corridor: Upgrading to 400kV of the Transmission System in Western Serbia	FS, PFS	500
PRJ-SRB-ENE-002	WB4-SER-ENE-04	Interconnection with Bulgaria Gas Transmission Pipeline	EIA, FS, SIA	1,0
PRJ-SRB-ENE-003	WB4BIS-SER-ENE-05	Rehabilitation of District Heating Systems in Serbia, Phase IV	FAA, TMA	500
	WB5-SER-ENE-06	Rehabilitation of the District Heating Systems in Serbia, Phase IV: Program Implementation - Stage 2	FAA, TMA	1,5
PRJ-SRB-ENE-004	WB8-SER-ENE-11	Energy Efficiency Programme in Public Buildings - Serbia EEP	ATP, DD, FS, SOW	1,30
	WB17-SRB-ENE-02	Energy Efficiency in Public Buildings - Education Facilities: Extended TA Support for the Implementation and Management of the Project	FS, SOW, TMA	800
PRJ-SRB-ENE-005	WB10-SER-ENE-01	Biomass-Fired Cogeneration Plant Subotica	ATP, PD, SOW	600



Amount approved (€)	Lead IFI	Grant manager	Approval date	Current stage	Start date	Expected completion date	Loan amount (€)	Loan institution	Loan stage	Latest total est. inv. (€)	Project stage
0,000	EIB	IPF3	14/06/12	Execution	06/08/13	30/12/17					
0,000	EIB	EIB	06/12/12	Execution	28/03/16	30/06/17					
0,000	EIB	IPF3	17/06/16	Execution	02/01/17	28/02/19					
45,834	KFW	KFW	17/06/16	Preparation	01/01/18	31/12/21	35,000,000	KFW	Signed	50,345,834	Preparation
00,000	KFW	KFW	15/06/17	Preparation							
0,000	EIB	IPF1	08/12/09	Cancelled							Cancelled
0,000	EIB	IPF2	25/06/10	Finalized	01/01/12	01/04/14	2,000,000	EIB	Disbursing	29,900,000	Implementation
0,000	EIB	IPF2	25/06/10	Finalized	01/05/11	01/04/14					
000	EIB	IPF3	06/12/12	Cancelled							Cancelled
0,000	CEB	IPF1	20/03/09	Finalized	01/01/11	01/05/13				2,381,896	Implementation
0,000	EIB	IPF1	20/03/09	Finalized	01/09/09	01/06/10					
0,000	EIB	IPF1	08/12/09	Finalized	01/04/11	01/04/14	70,000,000	EBRD	Terms agreed	74,200,000	Preparation
00,000	EBRD	IPF4	09/12/14	Execution	28/06/16	06/06/18					
0,000	EIB	EIB	07/12/11	Finalized		30/11/12					Cancelled
0,000	KFW	KFW	04/12/13	Execution	01/05/16	31/12/17	46,000,000	KFW	Estimated	220,500,000	Preparation
							130,000,000		Estimated		
00,000	EIB	IPF4	04/12/13	Finalized	11/11/14	29/06/16					
00,000	EIB	IPF4	17/06/15	Finalized	04/03/16	31/07/17	14,000,000	EIB	Repaying		
00,000	EIB	IPF5	17/06/15	Pending TOR							
00,000	EIB	IPF5	16/12/15	Execution	23/02/17	31/08/18	20,000,000	EIB	Estimated	82,500,000	Tendering
000,000	EIB	EIB	16/12/15	Preparation							
00,000	EIB	IPF	15/12/16	Pending TOR			15,000,000	EBRD	Estimated		
00,000	EIB	IPF	15/06/17	Pending TOR							
00,000	EBRD	IPF	15/06/17	Pending TOR						3,100,000	Preparation
00,000	EBRD	IPF	15/06/17	Pending TOR						2,390,000	Preparation
0,000	EBRD	IPF1	14/06/08	Finalized	01/09/09	01/11/11				50,000,000	Preparation
00,000	EBRD	IPF2	25/06/10	Finalized	01/04/11	01/10/12	61,500,000	EBRD	Estimated	62,500,000	Preparation
0,000	KFW	KFW	16/12/10	Finalized	27/12/11	31/12/16	45,000,000	KFW	Disbursing	58,262,000	Implementation
12,000	KFW	KFW	26/06/11	Finalized	27/12/11	31/12/16					
00,000	KFW	KFW	06/12/12	Execution	01/12/14	31/12/18	15,000,000	KFW	Signed	18,600,000	Implementation
0,000	KFW	KFW	15/06/17	Preparation	30/01/18	30/06/20					
0,000	KFW	KFW	04/12/13	Cancelled							Cancelled

Project code	Grant code	Title of operation	Grant services	Grant app
PRJ-SRB-ENE-006	WB9-SER-ENE-01	400kV OHL from Substations Bajina Basta to Kraljevo	EIA, FS, PD, SIA	800
PRJ-SRB-ENE-007	WB14-SRB-ENE-01	Technical Documentation Preparation and TSO Support for 400 kV OHL Obrenovac - Bajina Basta	TD	800
PRJ-SRB-ENE-008	WB-IG00-SRB-ENE-01	Trans-Balkan Electricity Corridor: Grid Section in Serbia	CF, TMA	6,60
<b>ENVIRONMENT</b>				
PRJ-SRB-ENV-001	TA-SER-17	Feasibility Study for Collection and Treatment of Waste Water in the Municipality of Vranje and Uzice	FS	500
PRJ-SRB-ENV-002	MW-SER-ENV-CEB;KFW-01	Medium-Sized Towns Water Supply and Sewerage Systems	CF	3,00
PRJ-SRB-ENV-003	WB6-SER-ENV-03	Construction of Collectors II & VII and Water Well in Subotica and Preparation of Tech. Docs. for Sludge Management	ATP, CF, SOW, TMA	2,04
PRJ-SRB-ENV-004	TA3-SER-ENV-01	Municipal Water - Novi Sad Municipality	PFS	300
	WB15-SRB-ENV-01	Central Waste Water Treatment Facility in Novi Sad	EIA, FS, PD, TD	1,00
PRJ-SRB-ENV-005	WB13-SER-ENV-01	Preparation of Technical Documentation for the Major Batajnica Sewerage System Facilities with WWTP	FS	850
<b>SOCIAL</b>				
PRJ-SRB-SOC-001	TA2-SER-SOC-04	Municipal and Regional Infrastructure	DD, OTH, SOW, TMA	375
PRJ-SRB-SOC-002	TA3-SER-SOC-01	Building the Knowledge Economy of Serbia, Research and Development Infrastructure Initiative/Teaching Infrastructure Investment Programme	FS, TMA	600
	WB15-SRB-SOC-02	High Education Infrastructure	CD, DD, FS, PD, PFS, TD	880
PRJ-SRB-SOC-003	TA3-SER-SOC-02	Modernization of Judiciary Facilities	DD, FS, TMA	720
	WB6-SER-SOC-08	Extended TA for Judiciary Facilities	MD, PD, TMA	1,00
	WB9-SER-SOC-01	Palace of Justice	PIU SOW	283 540
	WB11-SER-SOC-01	Judiciary facilities - Kataniceva Building	SOW	380
PRJ-SRB-SOC-004	TA3-SER-SOC-04	Social Housing Serbia	FS, ID, OTH, TMA	70,0
PRJ-SRB-SOC-005	WB4-SER-SOC-05	TA for School Modernization Programme	TMA	800
PRJ-SRB-SOC-006	WB6-SER-SOC-09	Development of A Concept for Monitoring & Evaluation of Inclusive Practice in the Serbian Education System	SD, TMA	350
PRJ-SRB-SOC-007	TA3-SER-SOC-03	Modernisation of Prison Facilities / Providing Humane and Safe Prison System	DD, FS, TMA	700
	WB8-SER-SOC-13	Extended TA for Improvement of Prison Facilities	MD, OTH, PD	700
	WB11-SER-SOC-02	Prison Facilities Extended TA	TMA	110
	WB12-SER-SOC-01	Supervision of Construction Works and Equipment of the New Prison Facilities in Pancevo and Kragujevac	PIU, SOW	1,43
PRJ-SRB-SOC-008	WB10-SER-SOC-01	Post-earthquake Housing Reconstruction in Kraljevo	PIU, TMA	880
	WB15-SRB-SOC-01	Post-earthquake Housing Reconstruction in Kraljevo	SOW	300
<b>TRANSPORT</b>				
PRJ-SRB-TRA-001	TA-SER-15	Reconstruction of the Line Nis - Presevo - Border with the former Yugoslav Republic of Macedonia	EIA, FS	500
	WB4-SER-TRA-05	Preparation of Project Documentation for Modernization of the Railway Line Trupale (Nis) - Presevo - the former Yugoslav Republic of Macedonia	FS, PD, MD, EIA, SIA, OTH	1,04
PRJ-SRB-TRA-002	MW-SER-TRA-EIB-03	Reconstruction of the Urban Transport System (Tramway and Roads) in the City of Belgrade	CF	6,00

Amount approved (€)	Lead IFI	Grant manager	Approval date	Current stage	Start date	Expected completion date	Loan amount (€)	Loan institution	Loan stage	Latest total est. inv. (€)	Project stage
0,000	KFW	IPF3	13/06/13	Execution	01/05/15	29/09/17	35,000,000	KFW	Estimated	40,800,000	Preparation
0,000	KFW	KFW	16/12/15	Preparation	01/02/18	30/06/19	60,000,000	KFW	Estimated	60,800,000	Preparation
00,000	KFW	KFW	16/12/15	Preparation	01/01/19	31/12/20	15,000,000	KFW	Signed	29,600,000	Preparation
0,000	KFW	IPF1	14/06/08	Finalized	01/09/09	01/07/10	46,000,000	KFW	Signed	48,900,000	Implementation
00,000	KFW	KFW	20/03/09	Finalized	21/12/09	31/12/13	25,000,000	KFW	Signed	48,500,000	Implementation
00,000	EBRD	EBRD	07/12/11	Execution	29/11/13	31/12/17	11,000,000	EBRD	Signed	24,640,000	Implementation
0,000	EIB	IPF4	08/12/09	Finalized	30/06/15	25/05/17	25,000,000	EIB	Disbursing	61,300,000	Preparation
00,000	EIB	IPF	17/06/16	Pending TOR			12,800,000	KFW	Estimated		
							7,100,000	EBRD	Estimated		
0,000	EBRD	EBRD	17/06/15	TOR completed	01/01/18	30/09/19	30,000,000	EBRD	Estimated	43,850,000	Tender preparation
0,000	EIB	IPF1	20/03/09	Finalized	01/11/09	01/02/11	75,000,000	EIB	Disbursing	200,000,000	Implementation
0,000	EIB	IPF2	08/12/09	Finalized	01/06/10	01/10/10	200,000,000	EIB	Disbursing	427,580,000	Implementation
0,000	EIB	IPF5	17/06/16	Preparation			70,000,000	CEB	Signed		
							35,000,000	CEB	Signed		
0,000	CEB	IPF2	08/12/09	Finalized	01/04/11	01/03/12	15,000,000	EIB	Disbursing	84,150,000	Implementation
00,000	EIB	IPF2	07/12/11	Finalized	01/05/12	01/05/14					
0,000	EIB	IPF3	13/06/13	Finalized	07/05/15	30/04/17					
0,000	EIB	IPF5	13/06/13	Execution	06/02/17	06/02/19	30,000,000	EIB	Estimated		
0,000	EIB	IPF4	12/06/14	Finalized	08/04/15	18/11/16					
000	CEB	IPF1	08/12/09	Finalized	01/06/10	01/09/10					Cancelled
0,000	EIB	EIB	25/06/10	Finalized		30/12/13	50,000,000	EIB	Disbursing	100,000,000	Implementation
							20,000,000	CEB	Estimated		
0,000	WBG	WBG	07/12/11	Finalized	30/01/14	30/06/15				350,000	Completed
0,000	CEB	IPF1	08/12/09	Finalized	01/03/11	01/03/15	18,000,000	CEB	Disbursing	61,071,436	Implementation
0,000	CEB	IPF1	06/12/12	Finalized	01/07/13	01/03/16					
0,000	CEB	IPF3	12/06/14	Execution	01/04/15	31/12/17					
00,000	CEB	CEB	09/12/14	Execution		30/06/21	17,000,000	CEB	Signed		
0,000	CEB	IPF3	04/12/13	Execution	29/10/14	31/12/17	8,000,000	CEB	Signed	14,410,000	Implementation
0,000	CEB	CEB	17/06/16	TOR completed	01/01/18	31/12/22					
0,000	EIB	IPF1	14/06/08	Finalized	01/11/09	01/07/10					Cancelled
00,000	EBRD	EBRD	25/06/10	Cancelled							
00,000	EIB	EIB	20/03/09	Finalized	01/01/10	31/12/15	90,000,000	EIB	Disbursing	183,900,000	Implementation

Project code	Grant code	Title of operation	Grant services	Grant app
PRJ-SRB-TRA-003	WB1-SER-TRA-02	Belgrade Rail Modernisation Project: Procurement, Implementation Support and Contract Supervision & Urban Transport Public Service Contracting and Route Structuring Preparation	TMA	750
PRJ-SRB-TRA-004	WB1-SER-TRA-03	Sava Bridge Loan Extension: Performance-based Maintenance and Management ("PMMR") of Roads and Bridges	TMA	240
PRJ-SRB-TRA-005	WB1-SER-TRA-01	Corridor X Serbia	DD, PD, SOW, TMA	4,50
PRJ-SRB-TRA-006	WB4-SER-TRA-06	TA for Railways Infrastructure	TMA	800
PRJ-SRB-TRA-007	WB4-SER-TRA-04	TA for Railways Rehabilitation II	TMA	1,00
PRJ-SRB-TRA-008	WB6-SER-TRA-10	Belgrade Road & Tram Network Upgrade, Phase 2	ATP, DD, OTH, SOW, TMA	2,35
PRJ-SRB-TRA-009	WB8-SER-TRA-14	Reconstruction and Modernisation of Existing Railway Track and Construction of A Second Track on the Line Belgrade - Nis, section Stalac – Djunis	EIA, FS, PD	1,50
PRJ-SRB-TRA-010	WB10-SER-TRA-02	Construction of Highway E-80 (Merdare to Doljevac)	ID, PFS	900
	WB13-SER-TRA-01	Preliminary Design and Feasibility Study with ESIA for Construction of Highway E-80	ESIA, FS, PD	1,70
	WB15-SRB-TRA-01	Preliminary Design and Feasibility Study with ESIA for Construction of Highway E-80 in Serbia (SEETO Route 7): From Kosovo (Administrative Crossing Merdare) to Plocnik	ESIA, FS, PD	2,15
PRJ-SRB-TRA-011	WB14-SRB-TRA-01	Orient/East-Med Corridor (R10) Reconstruction and Modernization, Section Stalac - Krajevo - Rudnica	PFS	1,40
PRJ-SRB-TRA-013	WB16-SRB-TRA-01	Preparation of Design for Building Permit and Tender Documents for Modernization of Railway Line Niš - Dimitrovgrad	DD, TD	1,20
	WB-IG01-SRB-TRA-01	Modernisation of Single-track Railway Line Nis - Dimitrovgrad - Bulgarian Border: Section Sicevo - Stanicenje - Dimitrovgrad	CF	44,6
<b>REGIONAL</b>				
<b>ENERGY</b>				
PRJ-MULTI-ENE-002	WB5-REG-ENE-02	400 kV Interconnection Serbia - Montenegro - Bosnia and Herzegovina	EIA, FS	956
	WB13-REG-ENE-01	Technical Documentation Preparation and TSO Support for 400 kV Interconnection Serbia – Montenegro – Bosnia and Herzegovina	DD, TMA	800
PRJ-MULTI-ENE-003	WB5-REG-ENE-03	Regional Project Ionian Adriatic Pipeline	EIA, FS	3,50
	WB15-REG-ENE-01	Preliminary Design of the Ionian Adriatic Gas Pipeline - Montenegro and Albania Sections	PD	2,50
PRJ-MULTI-ENE-004	WB6-REG-ENE-07	Gas Interconnection Brod (BiH) - Slavonski (Croatia) (Licka Jesenica - Rakovica - Trzac - Bosanska Krupa & branches to Bihac & Velika Kladusa)	EIA, FS, SIA	1,00
PRJ-MULTI-ENE-005	WB6-REG-ENE-08	South Gas Interconnection of Bosnia and Herzegovina and Croatia	EIA,FS,PD	400
PRJ-MULTI-ENE-006	WB7-REG-ENE-09	Establishment of A Regional Energy Efficiency Programme for the Western Balkans	CF, EFA, FF, TMA	23,3
PRJ-MULTI-ENE-007	WB7-REG-ENE-11	Strengthening of Main Croatian North-South Transmission Axis	EFA, EIA, FS	1,50
PRJ-MULTI-ENE-008	WB7-REG-ENE-SD-14	Gas to Power Initiative and the EnC Gas Ring in South East Europe	SD	1,00
PRJ-MULTI-ENE-009	WB9-REG-ENE-SPD-01	Sector Study on Biomass-based Heating in the Western Balkans	SD	875
PRJ-MULTI-ENE-010	WB14-REG-ENE-01	Technical Assistance for South East European Regional Security Coordination Initiative (SEE RSCI)	SD	1,00
PRJ-MULTI-ENE-011	WB15-REG-ENE-02	Regional Energy Efficiency Programme for the Western Balkans - REEP Plus	EFA, FF, TMA	1,80
	WB-IG01-REG-ENE-01	Regional Energy Efficiency Programme for the Western Balkans ("REEP Plus") – EBRD Programme Implementation	CF, FF, OTH	24,3

Amount approved (€)	Lead IFI	Grant manager	Approval date	Current stage	Start date	Expected completion date	Loan amount (€)	Loan institution	Loan stage	Latest total est. inv. (€)	Project stage
0,000	EBRD	EBRD	08/12/09	Cancelled							Cancelled
0,000	EIB	EIB	08/12/09	Cancelled							Cancelled
00,000	EIB	EIB	08/12/09	Finalized	01/08/12	31/12/15	649,000,000	EIB	Disbursing		
							150,000,000	EBRD	Signed	1,360,000,000	Implementation
							275,480,000	WBG	Disbursing		
0,000	EIB	EIB	25/06/10	Finalized		31/12/13				800,000	Preparation
00,000	EIB	EIB	25/06/10	Finalized	03/11/11	30/06/14	80,000,000	EIB	Disbursing		
							60,000,000	EBRD	Estimated	164,000,000	Implementation
50,000	EBRD	EBRD	07/12/11	Execution	09/08/13	30/11/19	87,000,000	EBRD	Signed		
							77,000,000	EIB	Estimated	218,250,000	Implementation
00,000	EBRD	IPF3	06/12/12	Execution	22/10/14	29/09/17	105,550,000	EBRD	Disbursing	107,660,000	Preparation
0,000	EIB	IPF4	04/12/13	Finalized	17/11/14	27/09/15					
00,000	EIB	IPF4	17/06/15	Execution	11/01/16	26/01/18	150,000,000	EIB	Estimated	424,795,000	Preparation
5,000	EIB	IPF4	17/06/16	Execution	08/02/17	14/09/18					
00,000	EIB	IPF5	16/12/15	Execution	07/07/17	07/02/19	90,000,000	EBRD	Estimated		
							90,000,000	EIB	Estimated	201,400,000	Preparation
00,000	EIB	IPF	15/12/16	Pending TOR							
							100,000,000	EIB	Estimated	226,639,000	Preparation
59,000	EIB	EIB	15/12/16	Preparation							
0,000	EBRD	IPF4	26/06/11	Finalized	01/05/12	08/04/15					
0,000	KFW	KFW	17/06/15	On hold	01/01/18	31/12/19	40,000,000	KFW	Estimated	49,650,000	Preparation
00,000	EBRD	IPF2	26/06/11	Finalized	01/05/12	01/05/14					
00,000	EBRD	IPF5	17/06/16	Pending TOR			256,000,000	EBRD	Estimated	292,000,000	Preparation
00,000	EBRD	IPF3	07/12/11	Cancelled							Cancelled
0,000	EBRD	IPF2	07/12/11	Finalized	01/02/13	01/11/13	100,000,000	EBRD	Estimated	114,000,000	Preparation
50,000	EBRD	EBRD	14/06/12	Execution	15/06/12	31/12/20	92,000,000	EBRD	Repaying		
							50,000,000	EBRD	Disbursing	169,350,000	Implementation
00,000	EBRD	EBRD	14/06/12	TOR completed	01/12/17	31/10/18	100,000,000	EBRD	Terms agreed	151,500,000	Preparation
00,000	WBG	WBG	14/06/12	Execution		30/06/17				1,000,000	Implementation
0,000	WBG	WBG	13/06/13	Execution		31/12/17				875,000	Implementation
00,000	KFW	KFW	16/12/15	TOR completed	31/01/17	30/06/19				1,000,000	Tender preparation
00,000	EBRD	EBRD	17/06/16	Execution	21/06/17	31/12/22	2,000,000	EBRD	Signed		
										207,500,000	Preparation
00,000	EBRD	EBRD	16/06/17	Execution	21/06/17	31/12/22	5,000,000	EBRD	Signed		

Project code	Grant code	Title of operation	Grant services	Grant app
	WB-IG01-REG-ENE-02	Regional Energy Efficiency Programme for the Western Balkans – (“REEP Plus”) - KfW Programme Implementation	FF, OTH	5,10
PRJ-MULTI-ENE-012	WB15-REG-ENE-03	Prefeasibility Study for Albania - Kosovo Gas Pipeline	PFS	300,
PRJ-MULTI-ENE-013	WBEC-REG-ENE-01	A Regional Strategy for Sustainable Hydropower in the Western Balkans	ID, SS	1,23
PRJ-MULTI-ENE-014	WB17-REG-ENE-01	Regional Study for Voltage Profile Improvement: Feasibility Study	FS	1,00
<b>ENVIRONMENT</b>				
PRJ-MULTI-ENV-001	WB8-REG-ENV-03	Support to Water Resources Management in Drina River Basin	RBMP, SD	1,20
PRJ-MULTI-ENV-002	WB9-REG-ENV-SPD-01	Development of the Study for Establishment of the Protection Zones of a “Klokot” Source (Bihać) Intersected by Interstate Boundaries	SD	750,
PRJ-MULTI-ENV-003	WB11-REG-ENV-01	Improvement of Joint Actions in Flood Management in the Sava River Basin	OTH	2,00
PRJ-MULTI-ENV-005	WBEC-REG-ENV-02	Gap Analysis/Needs Assessment in the Context of Implementing EU Floods Directive in the Western Balkans	SS	330,
<b>PRIVATE SECTOR DEVELOPMENT</b>				
PRJ-MULTI-PRI-001	WB5-REG-PSD-01	Establishment of Western Balkan Venture Capital Fund (WBVCF) and Guarantee Facility (WBGF)	FF, OTH	34,2
	WB10-REG-PSD-01	Establishment of Western Balkan Venture Capital Fund (WBVCF) and Guarantee Facility (WBGF), Phase II	FF, OTH	3,30
PRJ-MULTI-PRI-002	WB7-REG-PSD-SD-02	PPP Institutional Strengthening in the Western Balkans	SD	1,00
PRJ-MULTI-PRI-003	WB13-REG-PSD-SDP-01	Strengthening the Capacity of the Public Sector to Undertake PPPs in the Western Balkans	SD	2,00
<b>SOCIAL</b>				
PRJ-MULTI-SOC-001	WB7-REG-SOC-03	Pilot Project for Higher and Professional Education Finance in Southeast Europe	FS, OTH, TMA	600,
	WB9-REG-SOC-SDP-01	Higher and Professional Education Finance in Southeast Europe - Pilot Project	FS, TMA	400,
PRJ-MULTI-SOC-002	WBEC-REG-SOC-01	Regional Housing Programme on Durable Solutions for Refugees and Displaced Persons (RHP)	PFS	1,60
<b>TRANSPORT</b>				
PRJ-MULTI-TRA-001	WB7-REG-TRA-SD-02	Updating the Regional Transport Study (REBIS)	SD	600,
PRJ-MULTI-TRA-002	WB14-REG-TRA-01	Feasibility Study for Adriatic Ionian Highway/Expressway (Route 1 & Route 2)	FS	3,50
PRJ-MULTI-TRA-003	WBEC-REG-TRA-01	Regional Connectivity Networks Gap Analysis	FS, PFS	500,

Amount approved (€)	Lead IFI	Grant manager	Approval date	Current stage	Start date	Expected completion date	Loan amount (€)	Loan institution	Loan stage	Latest total est. inv. (€)	Project stage			
0,000	KFW	KFW	16/06/17	Preparation	31/12/17	31/12/20	5,000,000	EBRD	Disbursing					
							7,000,000	EBRD	Disbursing					
							116,000,000	EBRD	Estimated					
							32,400,000	KFW	Estimated					
0,000	EBRD	IPF	17/06/16	Pending TOR					80,000,000	EBRD	Estimated	201,750,000	Preparation	
										100,000,000	EBRD	Estimated		
0,000	EC	IPF3	16/12/15	Execution	25/04/16	31/03/18						1,230,000	Implementation	
5,000	KFW	IPF	15/06/17	Preparation	01/06/18	01/06/19	25,000,000	KFW	Estimated			26,005,000	Preparation	
0,000	WBG	WBG	06/12/12	Execution	31/08/14	30/06/18	20,000,000	WBG	Disbursing			21,200,000	Implementation	
0,000	WBG	WBG	13/06/13	TOR completed		30/06/18						750,000	Preparation	
0,000	WBG	WBG	12/06/14	Execution		30/06/17						2,000,000	Implementation	
0,000	EC	IPF4	09/12/14	Finalized	01/11/14	01/09/15						330,000	Completed	
0,000	EIB	EIB	07/12/11	Execution			35,000,000	EIB	Signed			192,500,000	Completed	
0,000	EBRD	EBRD	04/12/13	Execution	04/12/13		85,000,000	EBRD	Estimated					
0,000	EIB	EIB	14/06/12	Finalized		31/10/14						1,000,000	Completed	
0,000	EIB	EIB	17/06/15	Preparation		31/10/18						2,000,000	Preparation	
0,000	KFW	KFW	14/06/12	Finalized	30/01/13	31/12/14							Cancelled	
0,000	KFW	KFW	13/06/13	Finalized		31/12/15								
0,000	EC	IPF2	15/12/16	Finalized	01/12/11	01/05/12						1,600,000	Completed	
0,000	WBG	WBG	14/06/12	Finalized		30/06/15						600,000	Completed	
0,000	EBRD	IPF5	16/12/15	TOR completed								3,500,000	Preparation	
0,000	EC	IPF3	16/12/15	Finalized		28/04/17						500,000	Completed	

# ABBREVIATIONS

ALB	Albania	MD	Main Design
AMR	Automated Meter Reading	MIS	Management Information System
ATP	Assistance to Tendering Process	MKD	The former Yugoslav Republic of Macedonia
BiH / BIH	Bosnia and Herzegovina	MON / MNE	Montenegro
CBA	Cost-Benefit Analysis	MW	Municipal Window
CD	Concept Design	MW	Municipal Window
CEB	Council of Europe Development Bank	OHL	Overhead Line
CF	Investment Grant	OTH	Other
DD	Detailed Design	PD	Preliminary Design
EBRD	European Bank for Reconstruction and Development	PFG	Project Financiers' Group
EC	European Commission	PFS	Pre-feasibility Study
EE	Energy Efficiency	PIU	Support to Project Implementation Unit
EFA	Economic and Financial Appraisal	PMMR	Performance-Based Maintenance and Management
EIA	Environmental Impact Assessment	PMU	Project Management Unit
EIB	European Investment Bank	PPP	Public - Private Partnership
ENE	Energy Sector	PSD	Private Sector Development
ENV	Environment Sector	RBMP	River Basin Management Plan
ESIA	Environmental and Social Impact Assessment	RD&I	Research, Development & Innovation
EU	European Union	REBIS	Regional Balkans Infrastructure Study in Transport
FI	Financial Institution	REEP / REEP Plus	Regional Energy Efficiency Programme for the Western Balkans
FBiH	Federation of Bosnia and Herzegovina	REG	Regional
FAA	Financial Affordability Analysis	RES	Renewable Energy Source
FS	Feasibility Study	RS	Republika Srpska
GGF	Green for Growth Fund	SC	Steering Committee
HPI	Health Provider Institution	SD	Sector Development
HPP	Hydro Power Plant	SDP	Sector Development Project
HR / HRV	Croatia	SEECCEL	South East European Centre for Entrepreneurial Learning
ID	Identification	SEETO	South East Europe Transport Observatory
IFI	International Financial Institution	SER / SRB	Serbia
IPA I	Instrument for Pre-Accession Assistance 2007-13	SIA	Social Impact Assessment
IPA II	Instrument for Pre-Accession Assistance 2014-20	SOC	Social Sector
IPF	Infrastructure Projects Facility	SOW	Supervision of Works
IRS	Interest Rate Subsidie	SS	Sector Study
KfW	KfW Development Bank	SME	Small and Medium-Sized Enterprises
KOS	Kosovo	TA	Technical Assistance
Lead IFI	Lead Financial Institution	TEN-T	Trans-European Transport Network
		TMA	Technical and Management Assistance
		ToR	Terms of Reference
		TRA	Transport Sector
		TSO	Transmission System Operator
		WBG	World Bank Group
		WB EDIF	Western Balkans Enterprise Development and Innovation Facility
		WBIF	Western Balkans Investment Framework
		WWTP	Wastewater Treatment Plant



Western Balkans  
Investment Framework **WBIF**



THIS PROJECT  
IS FUNDED BY THE  
EUROPEAN UNION