



# WBIF Pipeline Funding Needs Analysis



Tirana, 22-23 May 2019



## Overview

- Funding needs analysis reviews
  - Active WBIF projects
  - Grant portfolio
- Shows the funding needs along
  - Investment project's maturity
  - Sectors
  - IFIs
  - Beneficiaries
  - Timeline



# Methodology

- Detailed explanation in report
- WBIF Maturity criteria were used
- Best practices in calculating percentages for TA (cost estimates)
- All costs for SoW were allocated in year 1 (for INV)
- No delays factored into calculations (even if unrealistic)



# TA Funding Needs

**96** TA Activities in planning / under preparation

**- 14** Pending ToR

**- 19** Completed ToR

**- 17** Preparation

**- 6** Multiple TA grants for 5 projects (provided MIS data set)

} Resources for these TA activities are envisaged in the projects' funding plans

**40** Current TA projects under implementation with funding needs

**Amounting to € 236 million**

**33** Projects with pre-assumption „mature“: € 145 million

**7** Projects „de facto not mature“: € 91 million

**Additional needs for SoW: € 157 million**



# TA Funding Needs in Relation to Maturity

<b>Level of Maturity</b>	<b>Projects</b>	<b>Total Investments (€ million)</b>	<b>TA Needs (€ million)</b>	<b>SoW costs (€ million)</b>
<b>Presumed mature</b>	33	4,326	145	130
<b>De facto not mature</b>	7	893	91	27



# TA Funding Needs by Sector

Sector	Level of Maturity	Total Investments (€ million)	Additional TA Needs (€ million)	SoW Costs (€ million)
ENE	Potentially Mature	592	32.5	17.8
	Not Mature	62	5.3	1.8
ENV	Potentially Mature	516	12.4	15.5
	Not Mature	-	-	-
SOC	Potentially Mature	217	3.3	6.5
	Not Mature	50	4.3	1.5
TRA	Potentially Mature	3,000	96.9	90
	Not Mature	781	81.3	23.4



## Projects with INV Grant Needs

Max. € 1.64 billion

40

Under implementation

€ 463 million

18

Not active / INV grants in financing plans

**INV grant needs up to € 2.2 billion**



# INV Grant Needs by Sector

<b>Sector</b>	<b>Total Amount of INV Grant Needs (€million)</b>	<b>Additional INV Grant Amounts currently shown in financing plans (€million)</b>
<b>Digital Infrastructure</b>	-	17
<b>Energy</b>	139	128
<b>Environment</b>	277	16
<b>Social</b>	95	2
<b>Transport</b>	1,129	300
<b>TOTAL</b>	<b>1,640</b>	<b>463</b>






# INV Grant Needs by IFI

<b>IFI</b>	<b>Total Amount of INV Grant Needs (€ million)</b>	<b>Additional INV Grant Amounts currently shown in financing plans (€ million)</b>
<b>CEB</b>	69	2
<b>EBRD</b>	620	189
<b>EIB</b>	849	181
<b>KfW</b>	100	91
<b>WB</b>	0	0

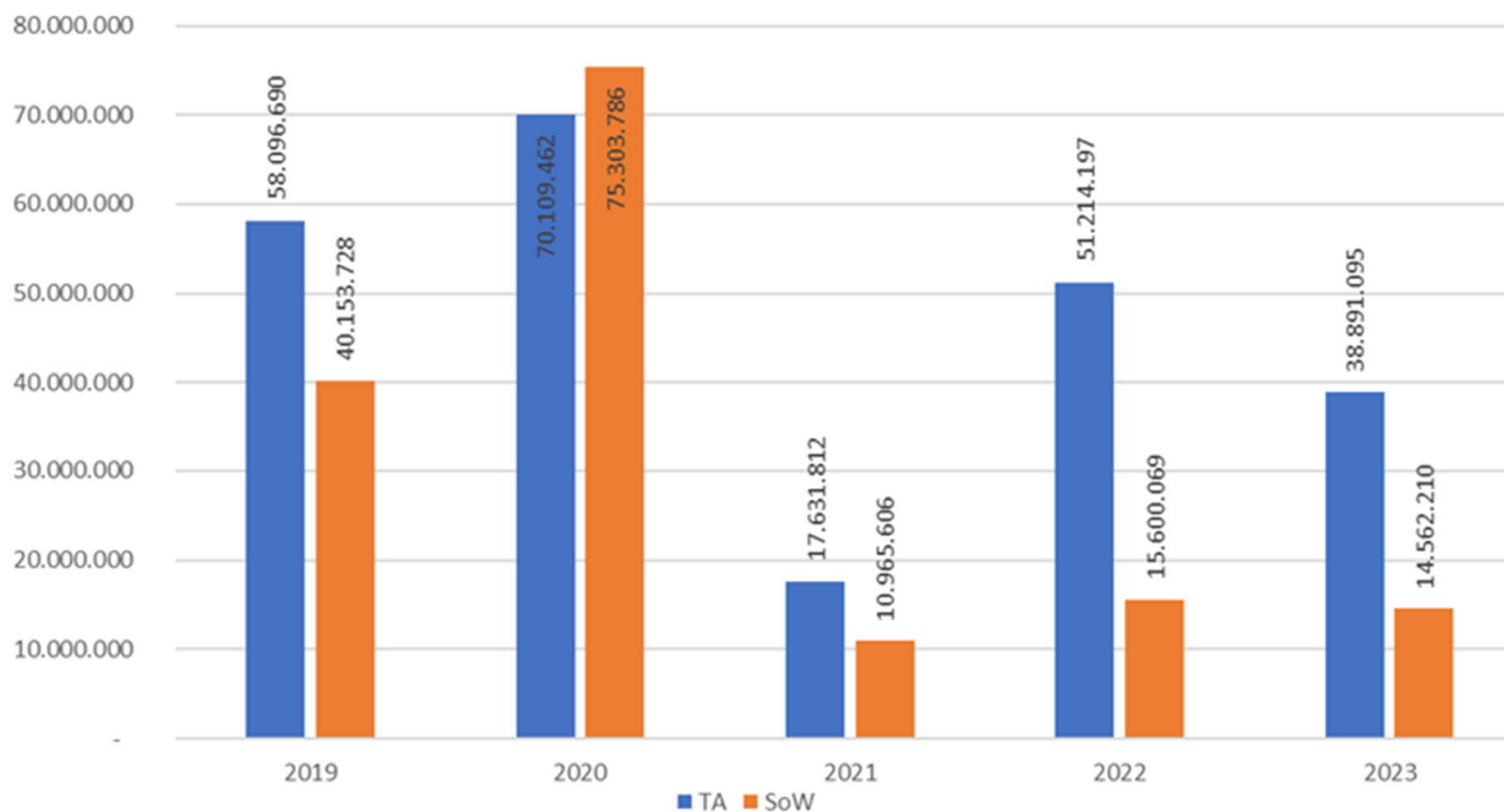


# Funding Allocation Timeline



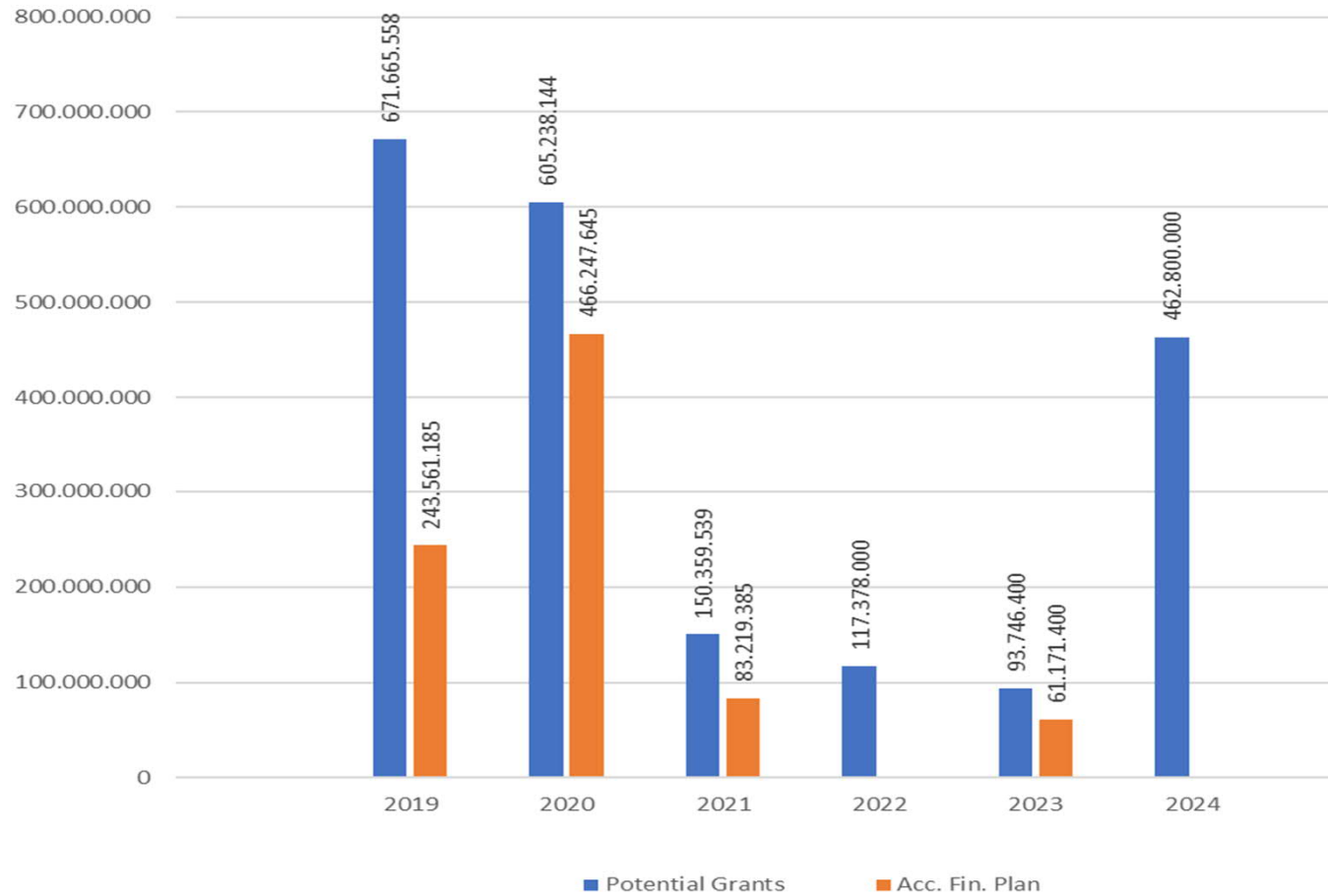


# TA and SoW Timeline





# Forecast INV Grant Needs





# Loan Funding Needs

**202** Total number of Investment Projects in WBIF pipeline

**- 59** Projects completed or cancelled

**- 5** Not eligible Croatian Projects

**138** Projects in planning / under implementation

**- 63** Projects without additional funding needs

**75** Consultations with IFIs

**- 16** Mature Projects, high funding probability

**- 10** Not mature Projects, funding not expected

**49** **Projects with funding needs of € 2.8 billion in loans**



Thank you

[www.wbif.eu](http://www.wbif.eu)